



THE WORKING OF

THE NDPS ACT

IN PUNJAB

VOLUME 2

# FROM ADDICT TO CONVICT

THE WORKING OF THE NDPS ACT IN PUNJAB

VOLUME 2

Volume 1 of the Report presented an in-depth analysis of the NDPS Act and its application in Punjab. To supplement some of the observations in Volume 1, this volume graphically represents the data collated from 18 districts of Punjab. Our dataset contains 13,350 cases brought before Special Courts under the NDPS Act across Punjab between 2013 and 2015. The graphs represent the kinds of drugs recovered, the classification of offences under the Schedule of the NDPS Act, sentencing patterns, bail and custody trends, and ages of the persons convicted. Drugs have been divided into two broad categories: narcotic drugs and pharmaceutical drugs. While the NDPS Schedule lists all drug quantities in grams, the judgments in our dataset list the quantities of pharmaceutical drugs in grams, tablets, capsules, or millilitres (ml) depending on the form in which the drug is recovered. We have thus followed the latter convention in our graphs. We found that the most-commonly occurring narcotic drugs across districts are: poppy husk, opium, heroin and smack. The most-commonly occurring pharmaceutical drugs are: dextropropoxyphene, diphenoxylate, codeine, alprazolam and nitrazepam. Sometimes, drugs have been generically termed intoxicant powder, tablets, capsules or injections. This has been done where either the judgment did not mention the pure drug ingredient or where we were unable to extract the drug name from the judgment.

This Report is an independent, non-commissioned piece of academic work. The authors would like to specifically thank the Lal Family Foundation for their generous support for the study, Vikram Bahure and Sandeep Reddy for their invaluable contribution in data-mining and analysis, Sakshi and Apoorva for their research inputs and contribution to data collection and Revathi Rao and Asees Jasmine Kaur for their research assistance.

The authors are immensely grateful to Sumathi Chandrashekar, Nitika Khaitan, Arghya Sengupta, Shankar Narayanan, Pallavi Mohan and Sriyani Sen for their valuable inputs to the Report. Special thanks to Rajesh Nandan Srivastava (ADG, NACEN) and B.B. Mishra (Director General-Retired, Narcotics Control Bureau) for their help and guidance. Errors in the Report, if any, are the authors' alone.

The Vidhi Centre for Legal Policy is an independent legal think-tank doing legal research and assisting government in making better laws.

For more information, see [www.vidhilegalpolicy.in](http://www.vidhilegalpolicy.in)

### Authors

#### **Neha Singhal**

Senior Resident Fellow, Vidhi Centre for Legal Policy

#### **Arpita Mitra**

Former Research Fellow, Vidhi Centre for Legal Policy

#### **Kaushiki Sanyal**

Former Associate Fellow, Vidhi Centre for Legal Policy

CEO and co-founder of the Sunay Policy Advisory Private Limited

Published in April 2018  
by Vidhi Centre for Legal Policy,  
D-359, Lower Ground Floor,  
Defence Colony,  
New Delhi 110024

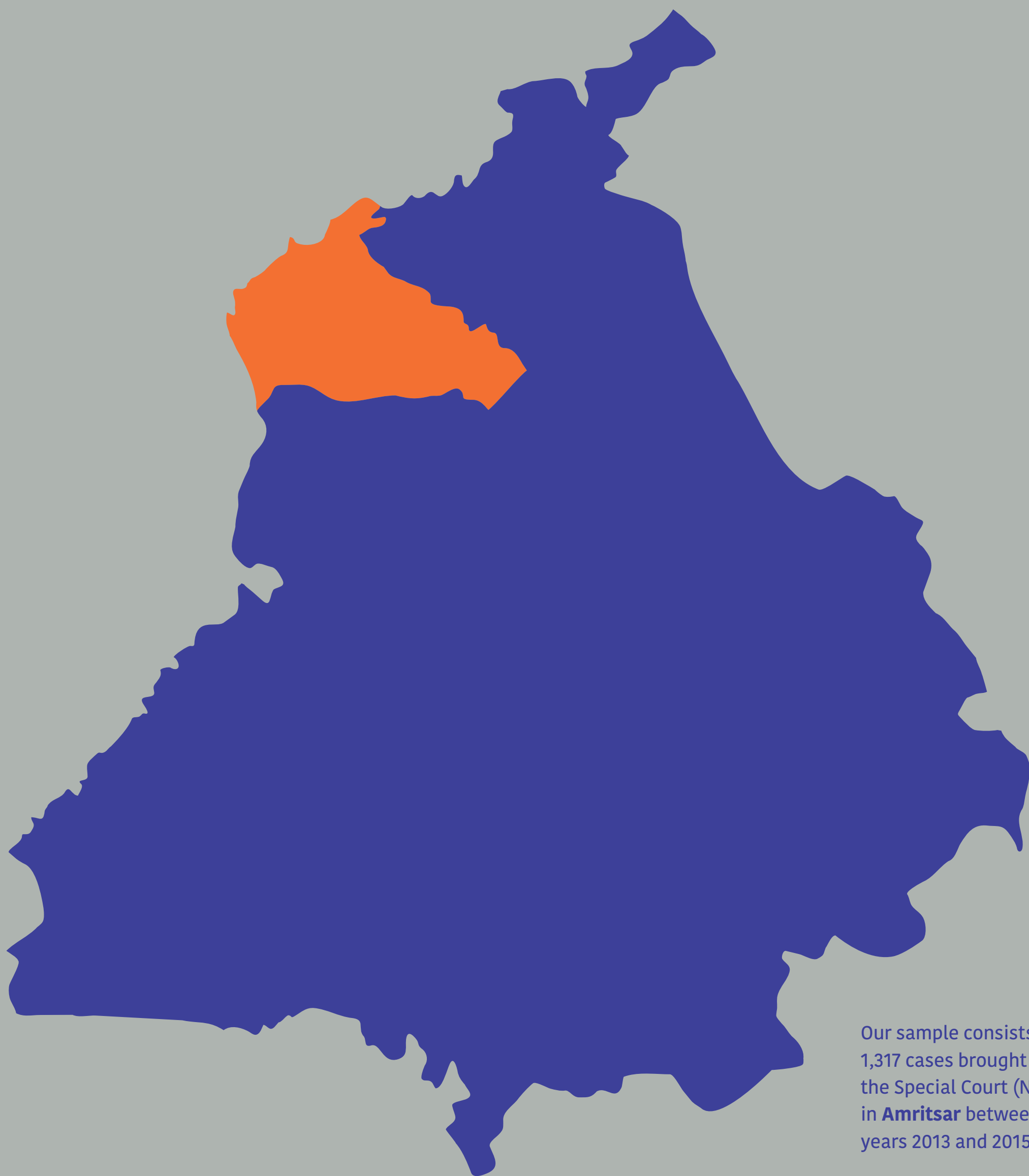
Designed by Ananya Khaitan  
Set in Kohinoor  
(Indian Type Foundry)

Printed by Naveen Printers,  
F-11/B, Pocket F,  
Okhla Phase I,  
Okhla Industrial Area,  
New Delhi 110020

© Vidhi Centre for Legal Policy 2018

All rights reserved. No part of this publication may be reproduced, stored in a retrieval system, or transmitted in any form or by any means—electronic, mechanical, photocopying, recording or otherwise—without prior permission of the publisher.

The map of Punjab shown in the Report does not reflect any position by Vidhi Centre for Legal Policy on the legal status of the territory of Punjab and India.



Our sample consists of 1,317 cases brought before the Special Court (NDPS) in **Amritsar** between the years 2013 and 2015.

AMRITSAR

AMRITSAR

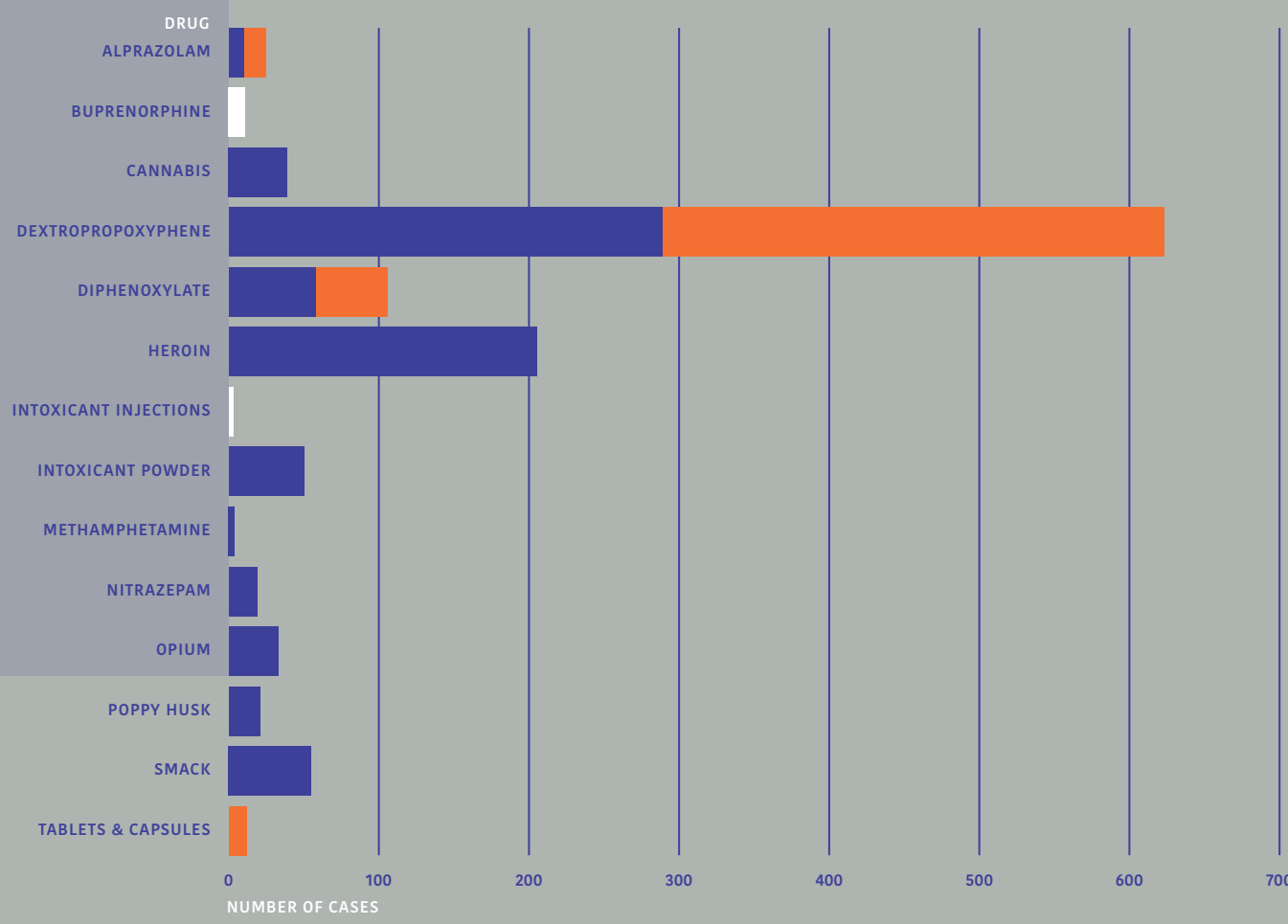
AMRITSAR

AMRITSAR

# Graph 1 Drug-wise Classification

The drug-wise pattern of cases, as retrieved from this dataset, has been demonstrated in this graph.

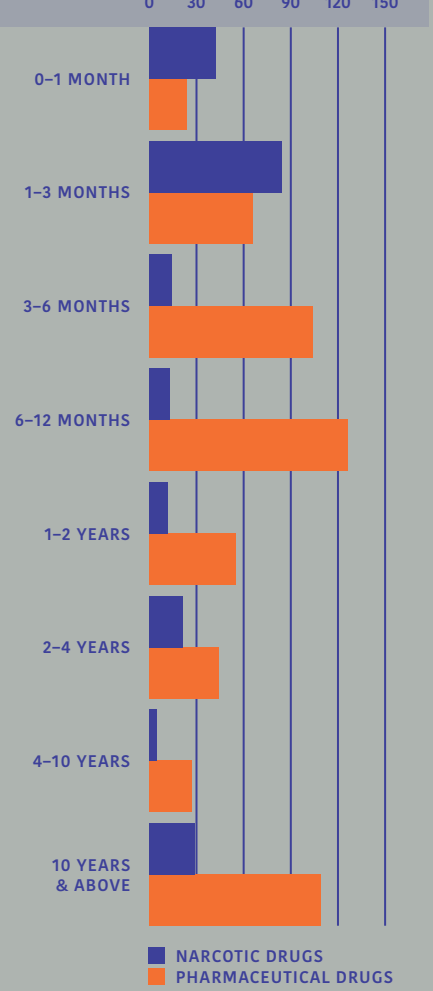
■ GRAMS  
■ ML  
■ TABLETS



# Graph 3 Sentencing Period for Narcotic and Pharmaceutical Drugs

38% of all cases involving narcotic drugs have been sentenced to imprisonment ranging between 1-3 months. Concurrently, 22.7% of all offences involving pharmaceutical drugs have been sentenced to imprisonment ranging between 6-12 months and 19.6% to imprisonment for 10 years and above.

NUMBER OF CASES



# Graph 2 Classification of Total Number of Cases

Offences falling under the intermediate quantity category are five times that of commercial quantity.



# Table 1 Drug-wise Division of Commercial & Intermediate Quantity Cases

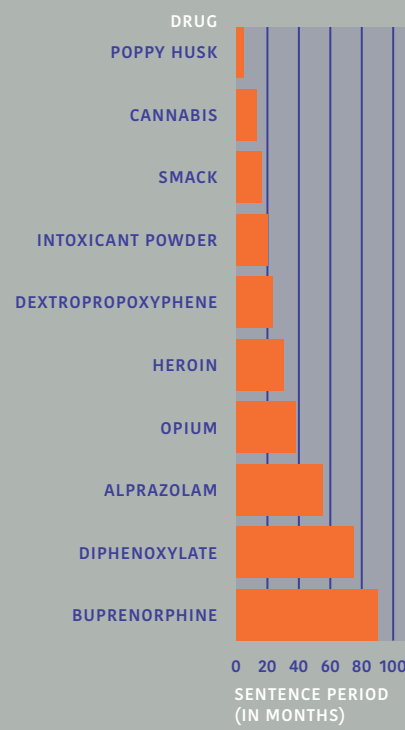
Most drug-related offences fall under the intermediate quantity category. However, the gap between intermediate and commercial category is not as stark for most pharmaceutical drug cases (dextropropoxyphene being an exception).

DRUG	TOTAL	COMMERCIAL QUANTITY	INTERMEDIATE QUANTITY
ALPRAZOLAM	25	8	17
BUPRENORPHINE	10	7	3
CANNABIS	34	1	33
DEXTROPROPOXYPHENE	551	48	503
DIPHENOXYLATE	94	48	46
HEROIN	177	27	150
INTOXICANT POWDER	45	12	33
METHAMPHETAMINE	4	4	0
NITRAZEPAM	18 <sup>1</sup>	0	17
OPIUM	24	4	20
POPPY HUSK	15	0	15
SMACK	46	3	43
TABLETS & CAPSULES	7	0	7

1. Information is not available for the remaining number of cases.

# Graph 4 Average Sentence Period

On average offences involving pharmaceutical drugs are given higher sentences than those involving narcotic drugs, with buprenorphine and diphenoxylate being given the highest sentences.



# Graph 5 Bail-Custody Ratio for Narcotic & Pharmaceutical Drugs

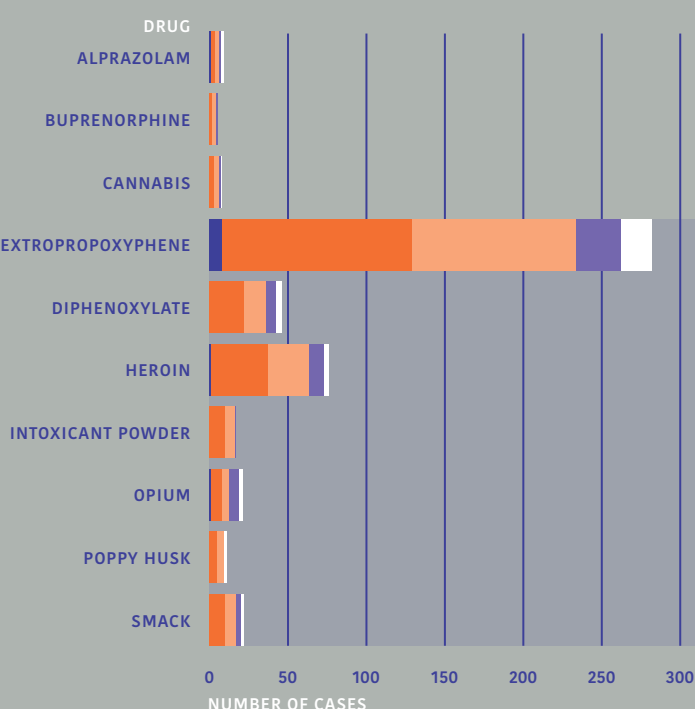
79% of all offences involving both narcotic drugs as well as pharmaceutical drugs are given bail in Amritsar.

■ CUSTODY  
■ BAIL

# Graph 6 Age Analysis

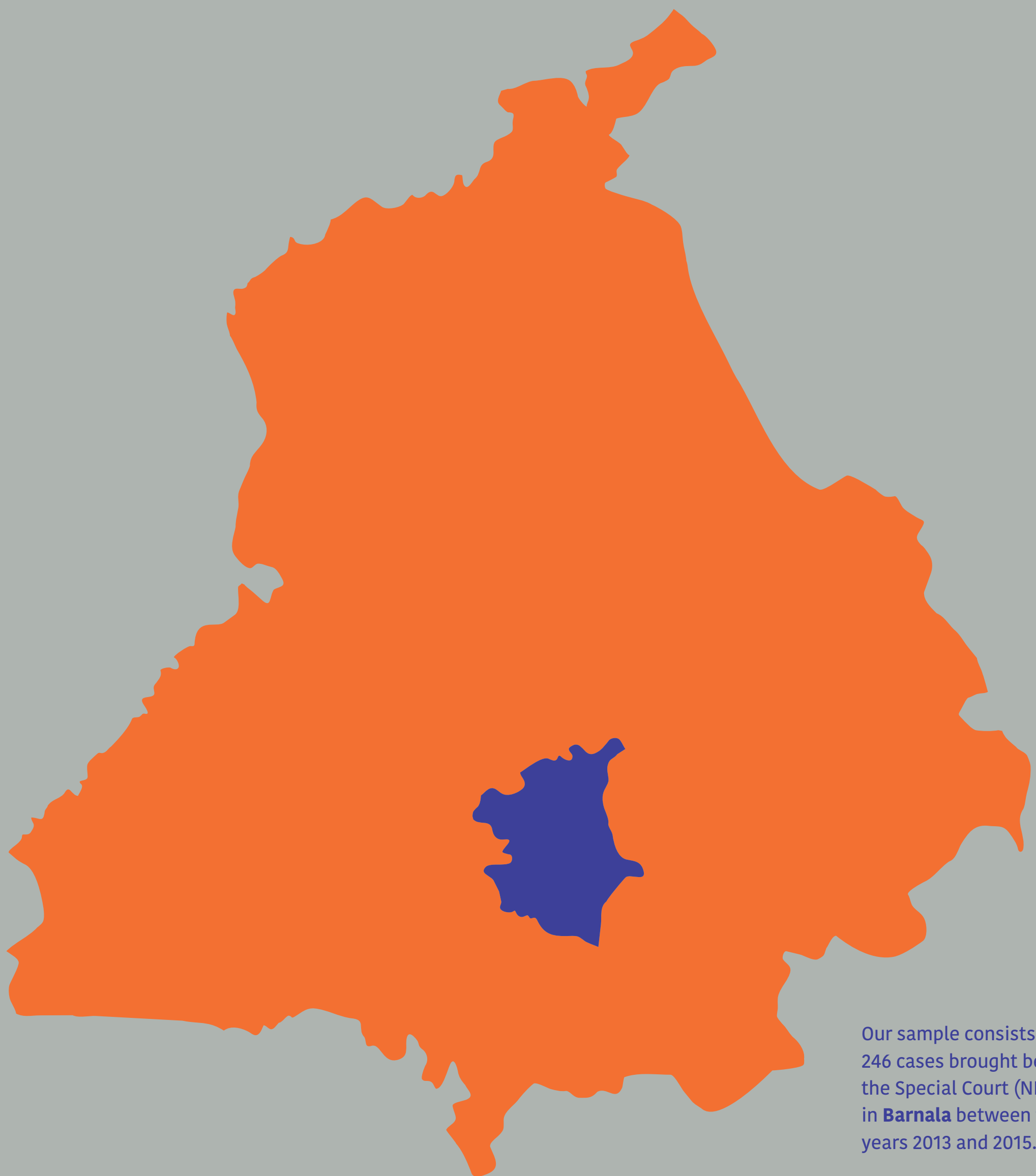
In 42.8% of all cases, individuals are of ages between 20-30 years.

■ 0-20  
■ 20-30  
■ 30-40  
■ 40-50  
■ 50+



BARNALA

BARNALA



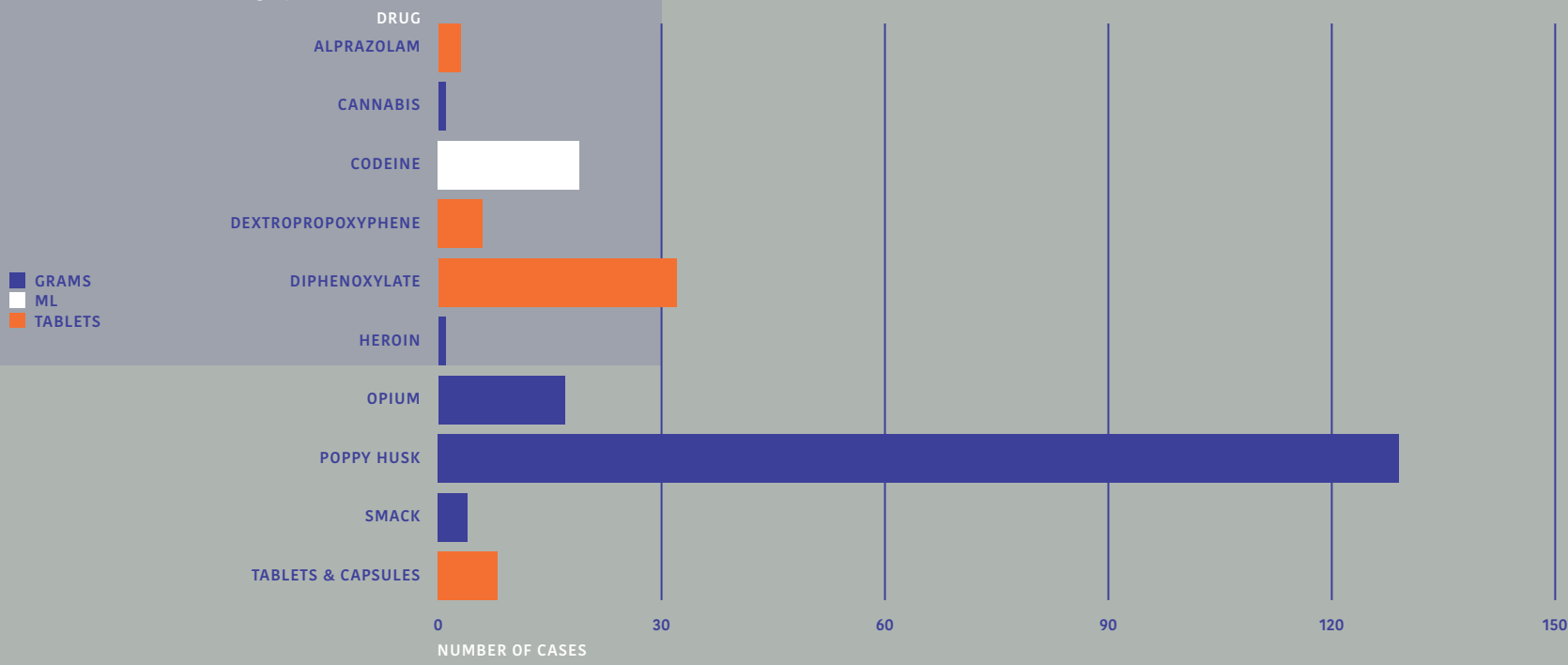
Our sample consists of 246 cases brought before the Special Court (NDPS) in **Barnala** between the years 2013 and 2015.

BARNALA

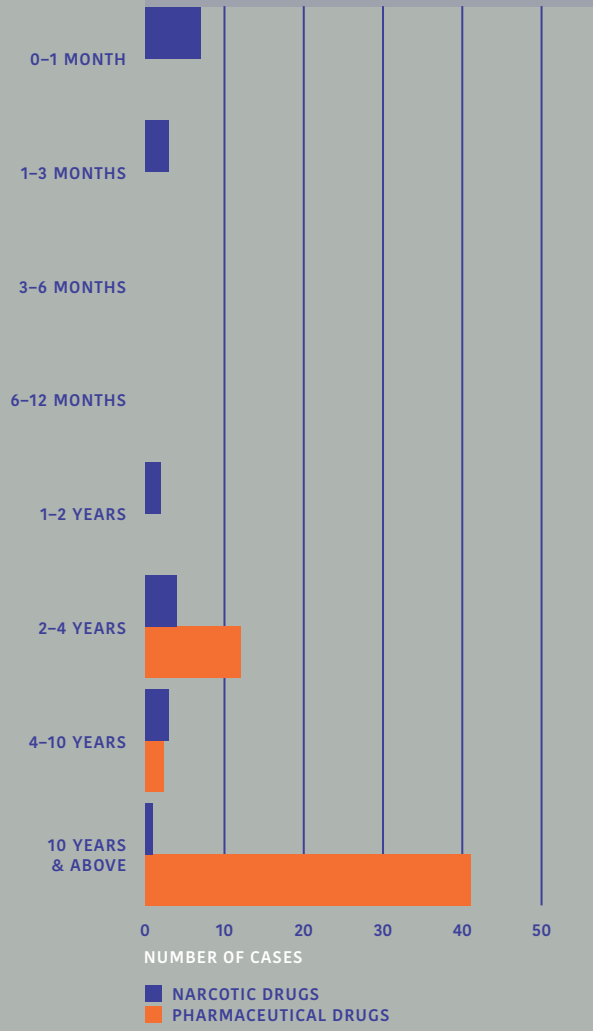
BARNALA

# Graph 1 Drug-wise Classification

The drug-wise pattern of cases, as retrieved from this dataset, has been demonstrated in this graph.




# Graph 3 Sentencing Period for Narcotic and Pharmaceutical Drugs



# Graph 2 Classification of Total Number of Cases

Most drug-related offences fall under the intermediate quantity category. In fact, there are 6.6 times as many intermediate quantity cases in Barnala as compared to commercial quantity cases.



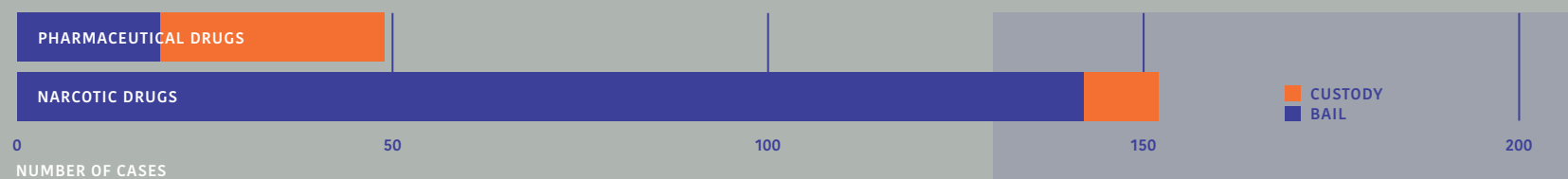
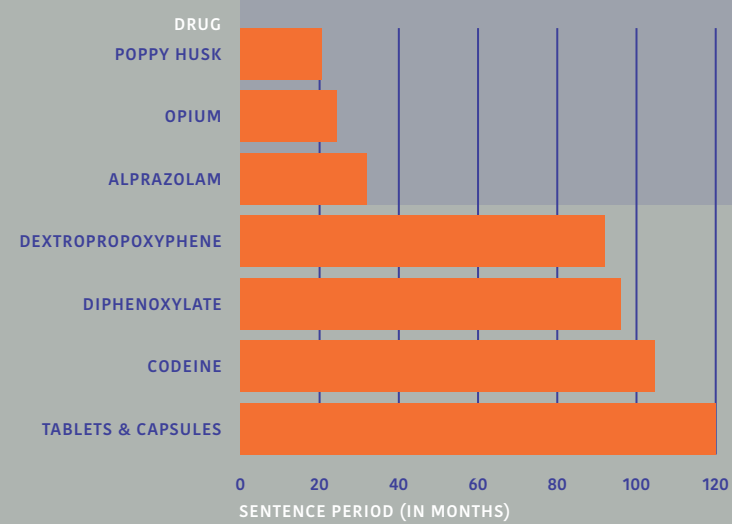
# Table 1 Drug-wise Division of Commercial & Intermediate Quantity Cases

Most drug-related offences fall under the intermediate quantity category, the only exception being cases with recovery of diphenoxylate (18 out of 29 cases are commercial quantity) and codeine (15 out of 18 cases are commercial quantity).

DRUG	TOTAL	COMMERCIAL QUANTITY	INTERMEDIATE QUANTITY
ALPRAZOLAM	3	0	3
CANNABIS	1	0	1
CODEINE	18	15	3
DEXTROPROPOXYPHENE	5	2	3
DIPHENOXYLATE	29	18	11
HEROIN	1	0	1
OPIUM	14	0	14
POPPY HUSK	127	0	127
SMACK	4	0	4
TABLETS & CAPSULES	4	3	1

# Graph 4 Average Sentence Period

35% of all cases involving narcotic drugs have been sentenced to imprisonment ranging between 0-1 month and 73% of all cases involving pharmaceutical drugs are sentenced to imprisonment for 10 years and above. On average, offences involving pharmaceutical drugs are given higher sentences than those involving narcotic drugs.

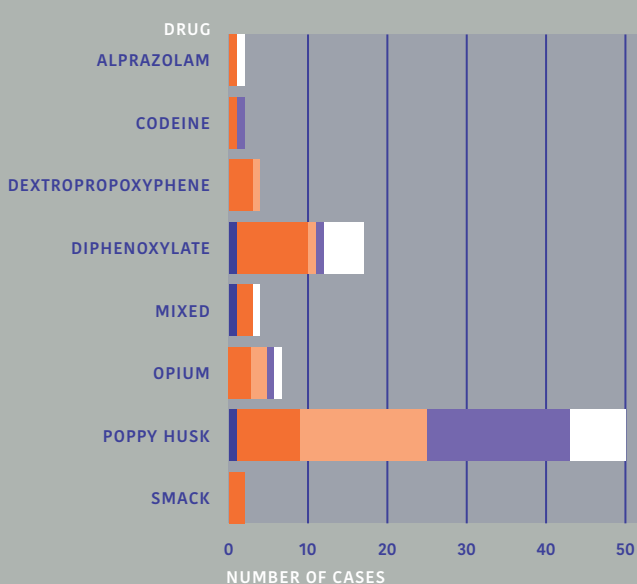


# Graph 5 Bail-Custody Ratio for Narcotic & Pharmaceutical Drugs

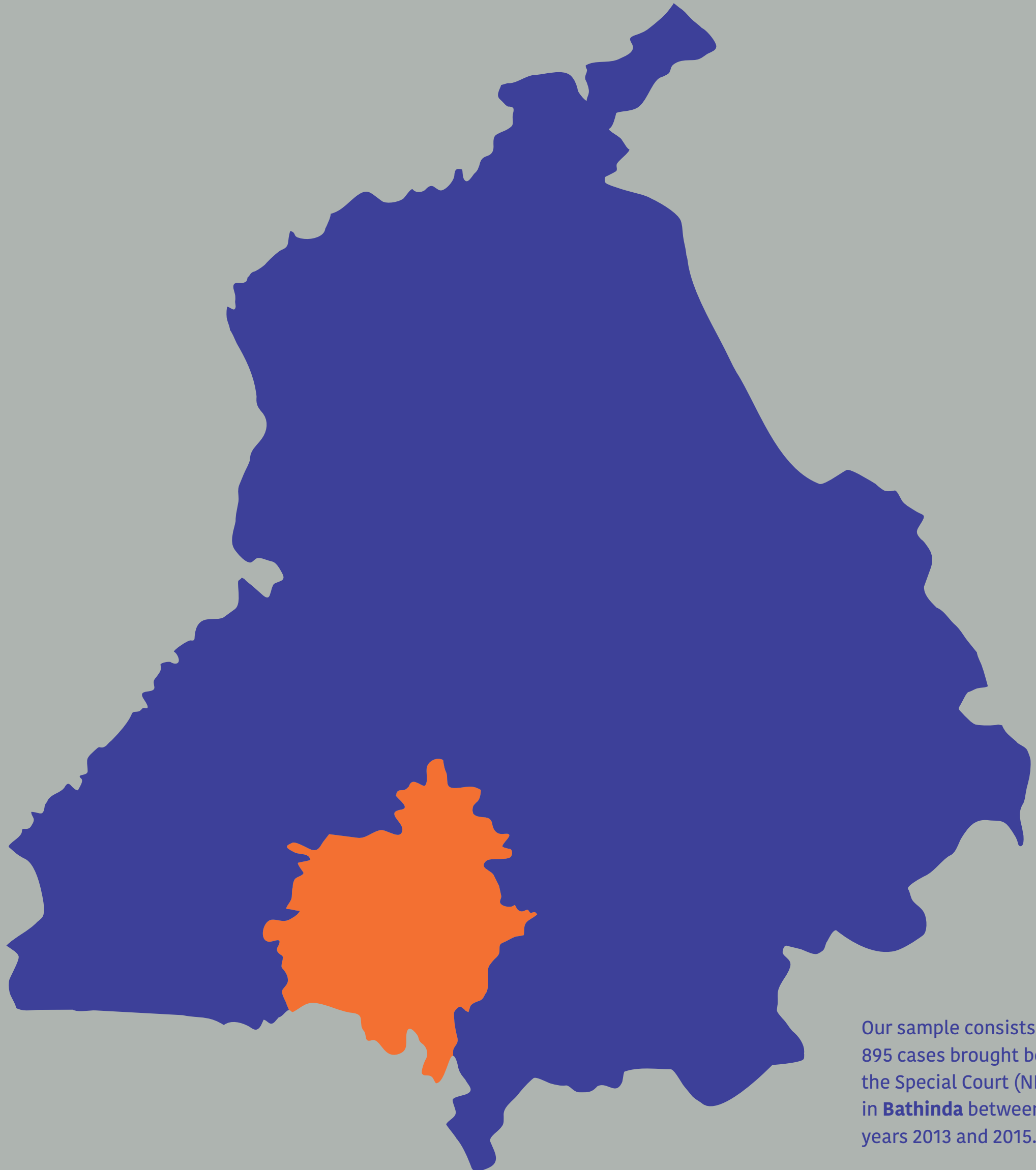
Cases involving narcotic drugs are largely granted bail (142 out of 152 cases). On the contrary, out of a total of 49 cases, pharmaceutical drug offences are largely denied bail (30 out of 49 cases in custody).

# Graph 6 Age Analysis

In Barnala, cases with poppy husk involve individuals mostly of ages between 30-50 years. On the other hand, drug-related offences involving pharmaceutical drugs such as diphenoxylate and dextropropoxyphene indicate a high number of people between the ages of 20-30 years.







Our sample consists of 895 cases brought before the Special Court (NDPS) in **Bathinda** between the years 2013 and 2015.

BATHINDA

BATHINDA

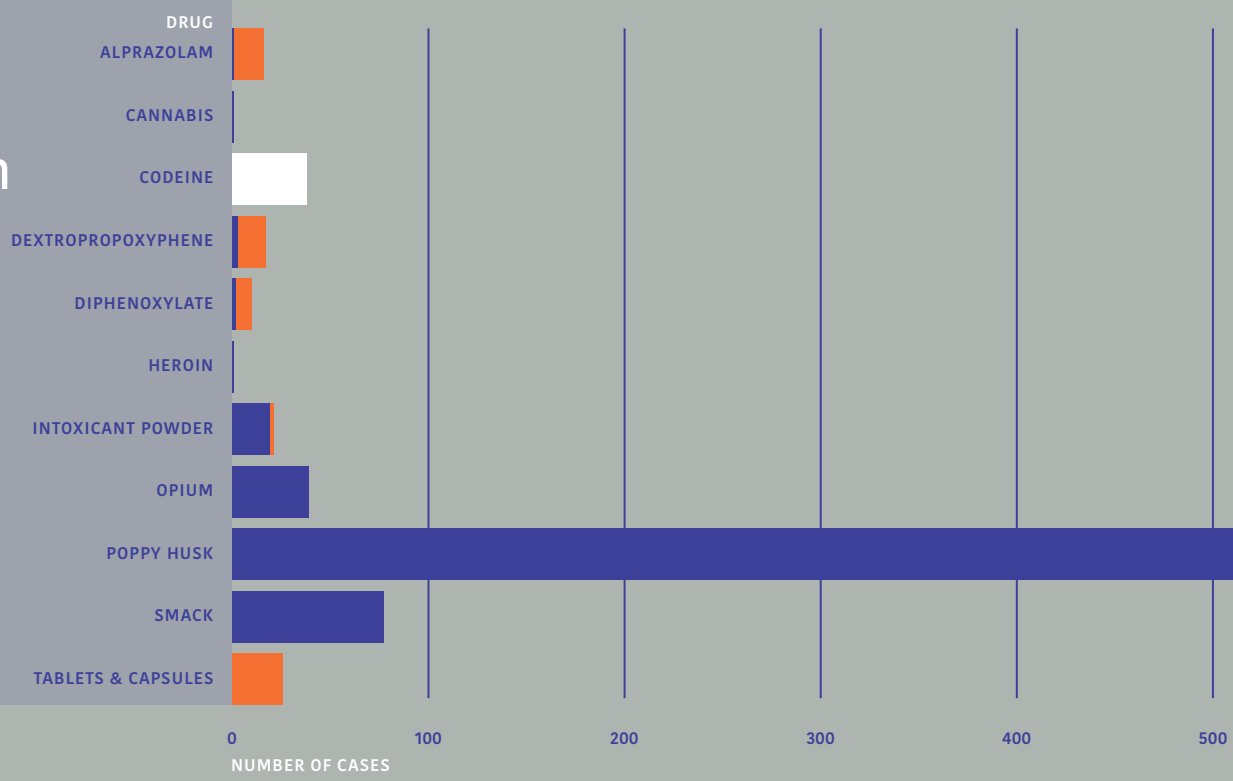
BATHINDA

BATHINDA

# Graph 1 Drug-wise Classification


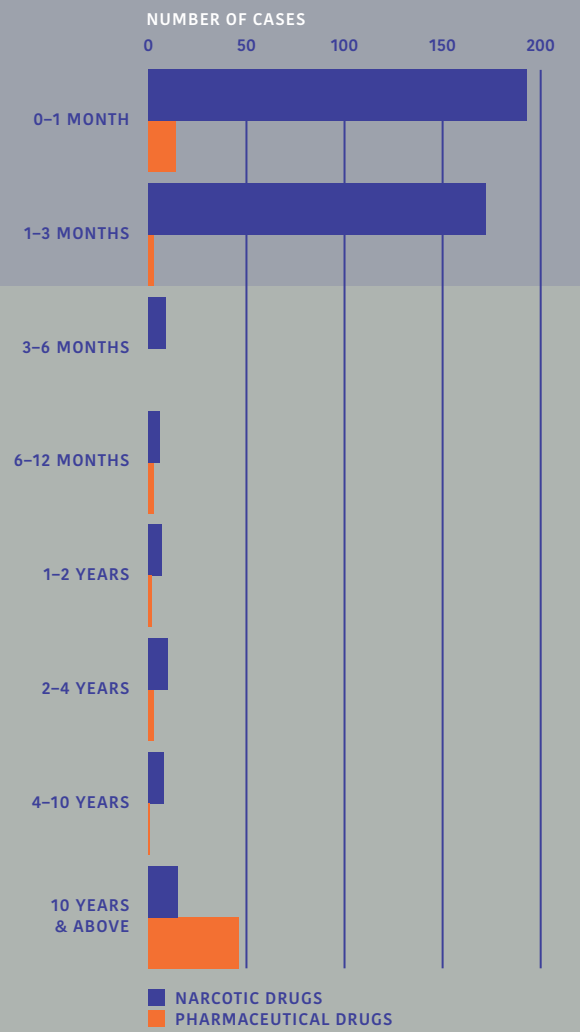
The drug-wise pattern of cases, as retrieved from this dataset, has been demonstrated in this graph.

■ GRAMS  
■ ML  
■ TABLETS



# Graph 3 Sentencing Period for Narcotic and Pharmaceutical Drugs

46% of all cases involving narcotic drugs are sentenced to imprisonment ranging between 0-1 month and 41% to 1-3 months imprisonment. At the same time, 62% of all offences involving pharmaceutical drugs have been sentenced to imprisonment for 10 years and above.



# Graph 2 Classification of Total Number of Cases

An overwhelmingly large number of drug-related offences fall under the intermediate quantity category. In fact, intermediate quantity cases in Bathinda are 15 times that of commercial quantity cases.

# Table 1 Drug-wise Division of Commercial & Intermediate Quantity Cases

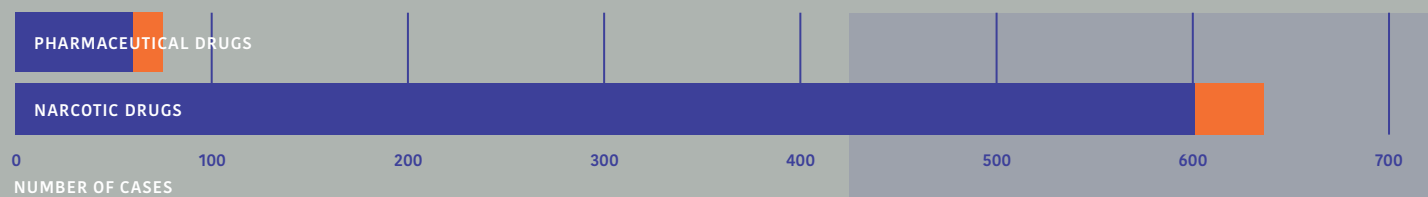
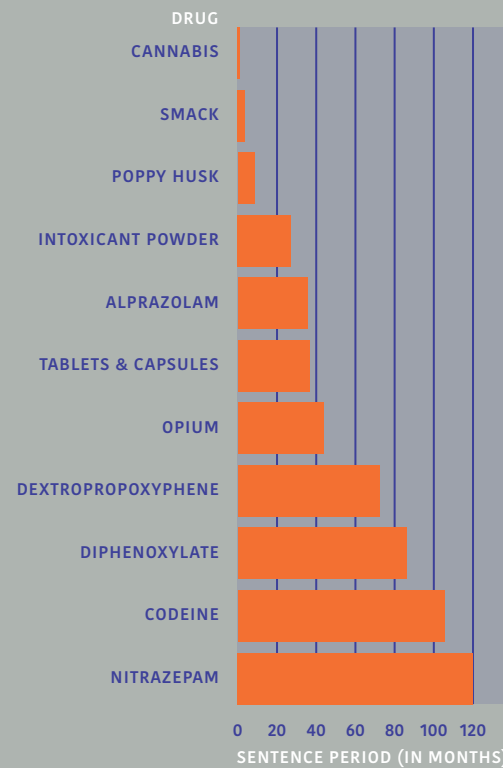
While most cases fall under intermediate quantity, with only one out of 74 cases of smack falling within commercial quantity, cases involving codeine have a significant presence in the commercial quantity category. This is primarily because commercial quantity for codeine is above 1,000 grams, which means that a person caught with more than ten bottles of cough syrup will mandatorily be convicted to a minimum of 10 years of imprisonment. This raises the average period of sentences for this particular substance.

DRUG	TOTAL	COMMERCIAL QUANTITY	INTERMEDIATE QUANTITY
ALPRAZOLAM	14	0	14
CANNABIS	2	1	1
CODEINE	36	30	6
DEXTROPROPOXYPHENE	13	4	9
DIPHENOXYLATE	6	3	3
HEROIN	1	0	1
INTOXICANT POWDER	8	3	5
OPIUM	35	2	33
POPPY HUSK	470	6	464
SMACK	74	1	73
TABLETS & CAPSULES	14 <sup>1</sup>	0	4

1. Information is not available for the remaining number of cases.

# Graph 4 Average Sentence Period

Average period of sentencing is higher in cases involving pharmaceutical drugs such as nitrazepam (where the average sentence is 10 years), as compared to cases involving narcotic drugs such as smack (where the average sentence is 3.6 months).



# Graph 5 Bail-Custody Ratio for Narcotic & Pharmaceutical Drugs

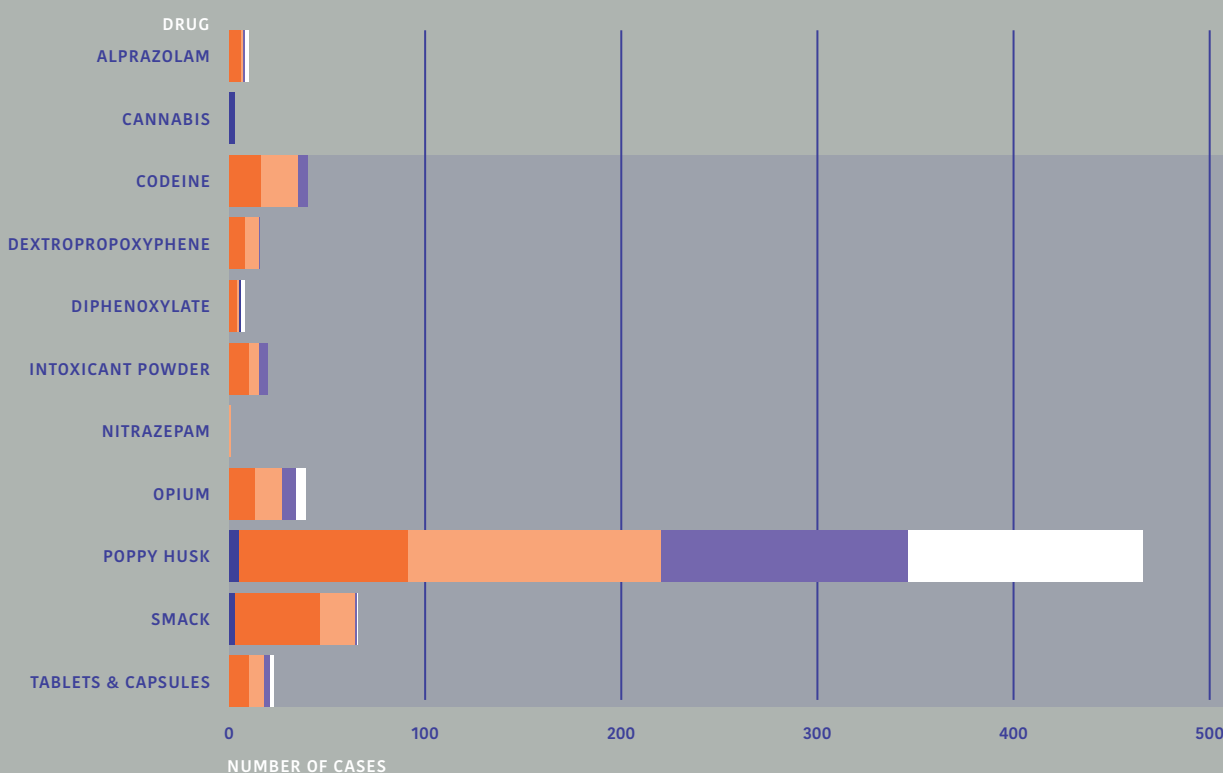
95% of all cases involving narcotic drugs are given bail in Bathinda. Concurrently, 80% of all cases involving pharmaceutical drugs are given bail.

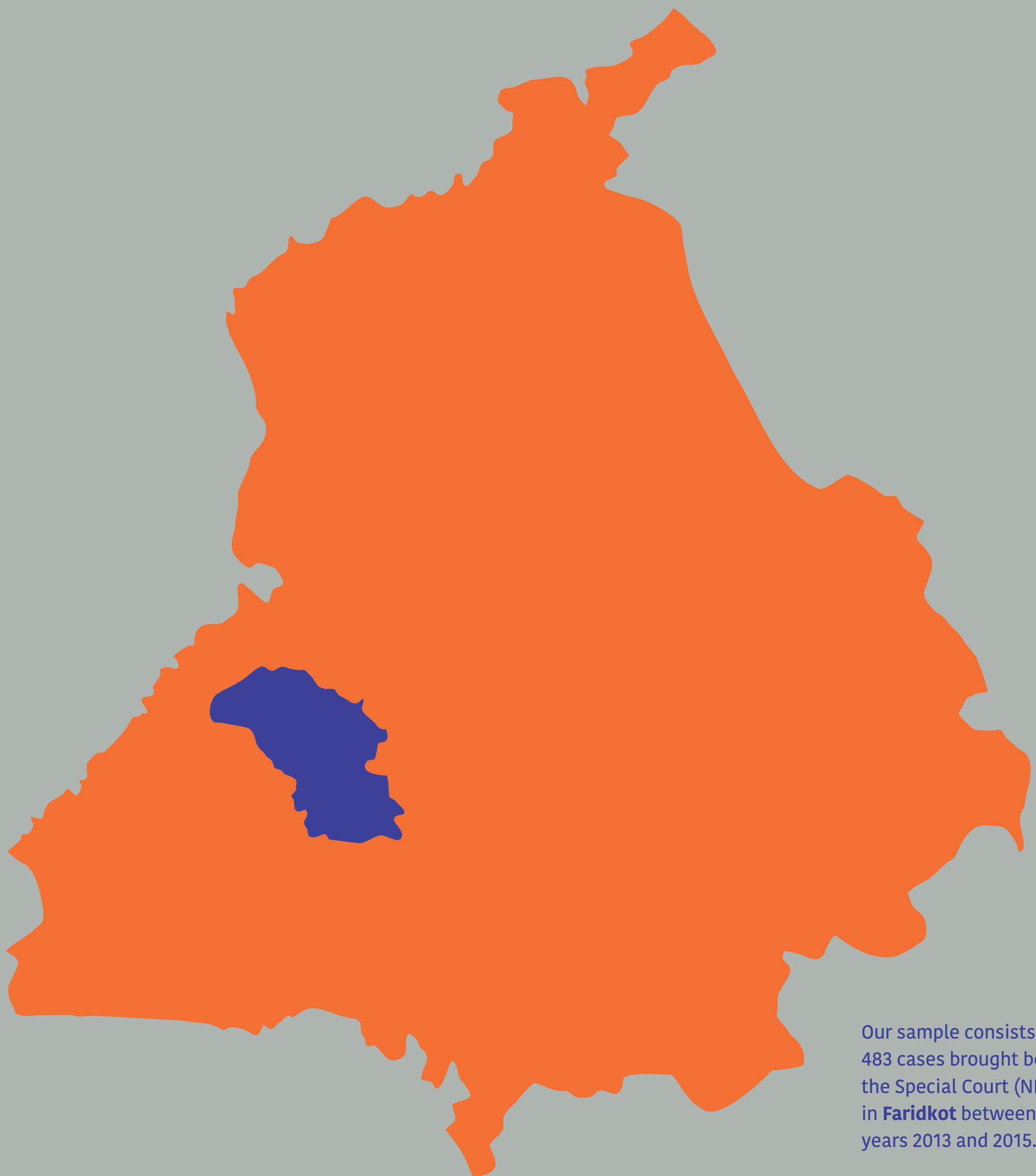
■ CUSTODY  
■ BAIL

# Graph 6 Age Analysis

In most drug cases, individuals are of ages below 40 years.

■ 0-20  
■ 20-30  
■ 30-40  
■ 40-50  
■ 50+

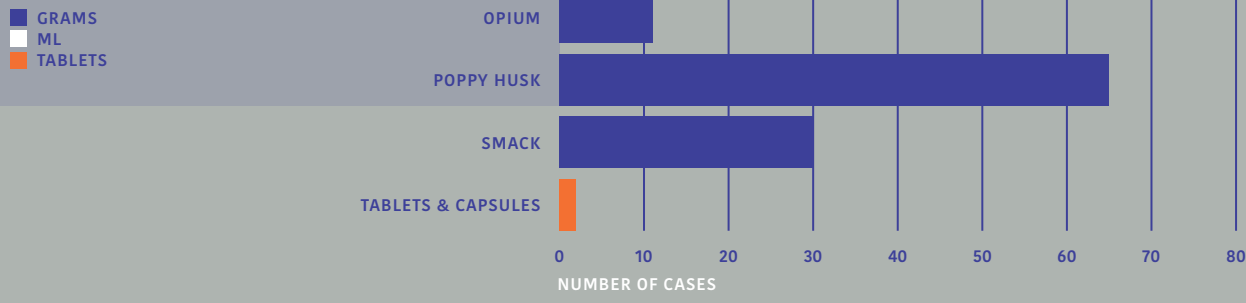




Our sample consists of 483 cases brought before the Special Court (NDPS) in **Faridkot** between the years 2013 and 2015.

# Graph 1 Drug-wise Classification

The drug-wise pattern of cases, as retrieved from this dataset, has been demonstrated in this graph.



# Table 1 Drug-wise Division of Commercial & Intermediate Quantity Cases

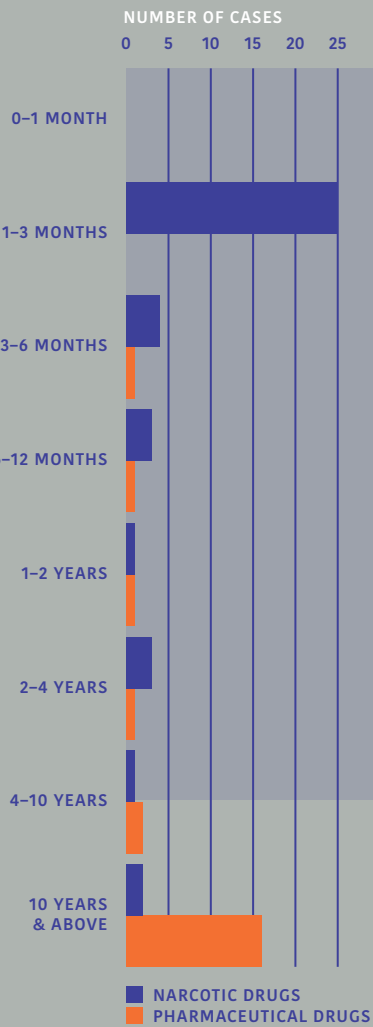
Except cases involving diphenoxylate, most drug-related offences fall under the intermediate quantity category.

DRUG	TOTAL	COMMERCIAL QUANTITY	INTERMEDIATE QUANTITY
ALPRAZOLAM	8	3	5
CODEINE	1	1	0
DEXTROPROPOXYPHENE	11	1	10
DIPHENOXYLATE	12	9	3
HEROIN	18	0	18
OPIUM	11	1	10
POPPY HUSK	60	1	59
SMACK	27	0	27



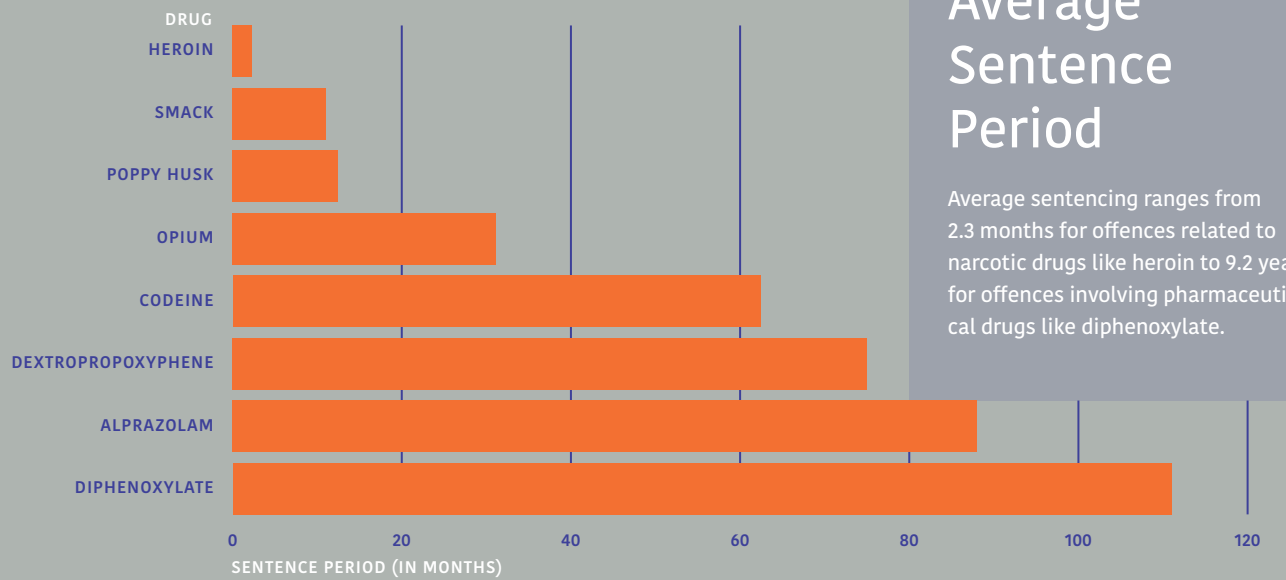
# Graph 2 Classification of Total Number of Cases

Intermediate quantity cases are about 8.4 times that of commercial quantity cases.



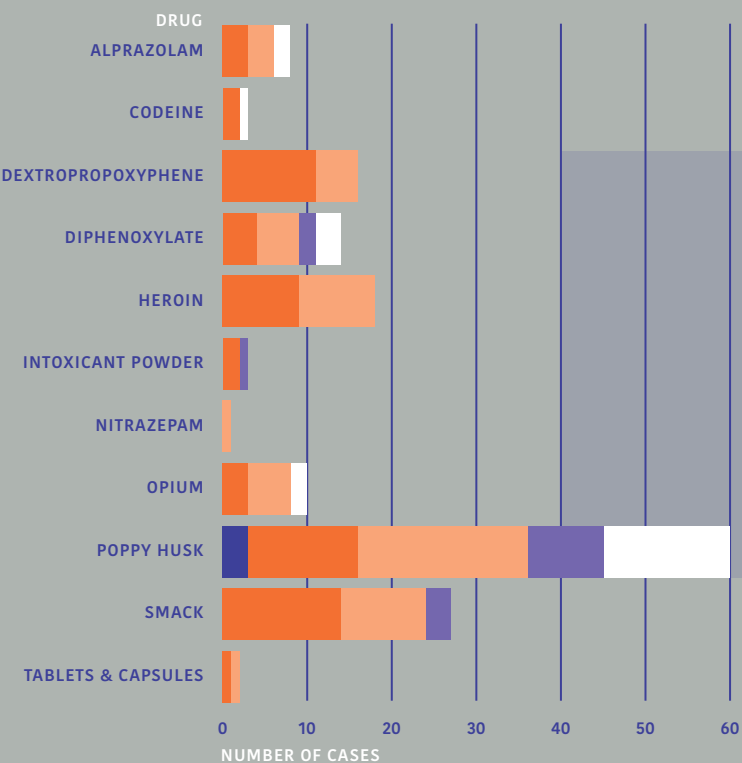
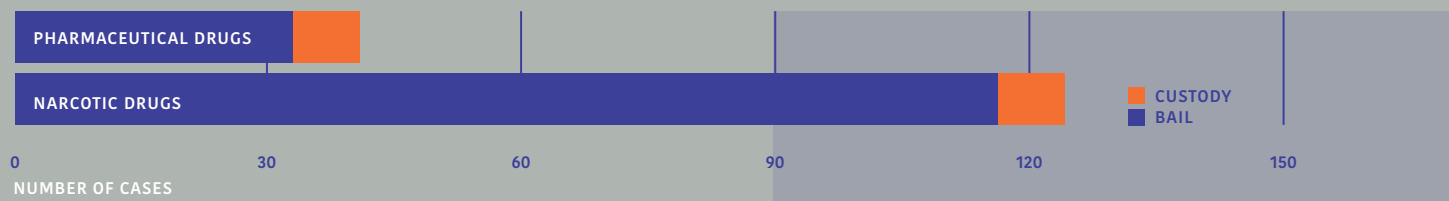
# Graph 3 Sentencing Period for Narcotic and Pharmaceutical Drugs

This graph shows that 64% of all cases involving narcotic drugs are sentenced to imprisonment for a period ranging between 1-3 months and 72% of all cases involving pharmaceutical drugs have been sentenced to a period of 10 years and above.



# Graph 4 Average Sentence Period

Average sentencing ranges from 2.3 months for offences related to narcotic drugs like heroin to 9.2 years for offences involving pharmaceutical drugs like diphenoxylate.

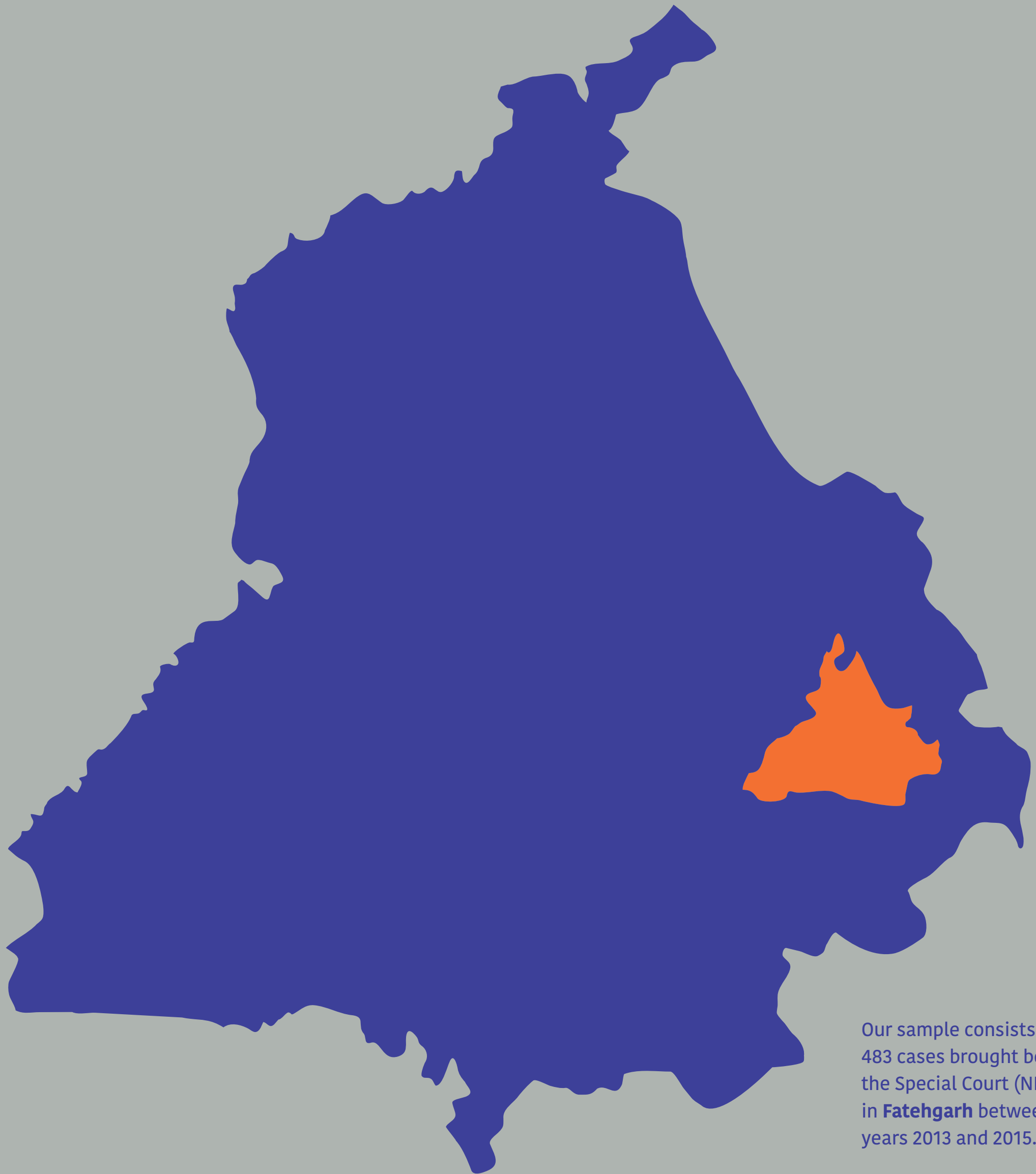


# Graph 6 Age Analysis

Most individuals (76.5% of all cases) are of ages under 30 years.

# Graph 5 Bail-Custody Ratio for Narcotic & Pharmaceutical Drugs

95% of all cases involving narcotic drugs are given bail in Bathinda. Concurrently, 80% of all cases involving pharmaceutical drugs are given bail.


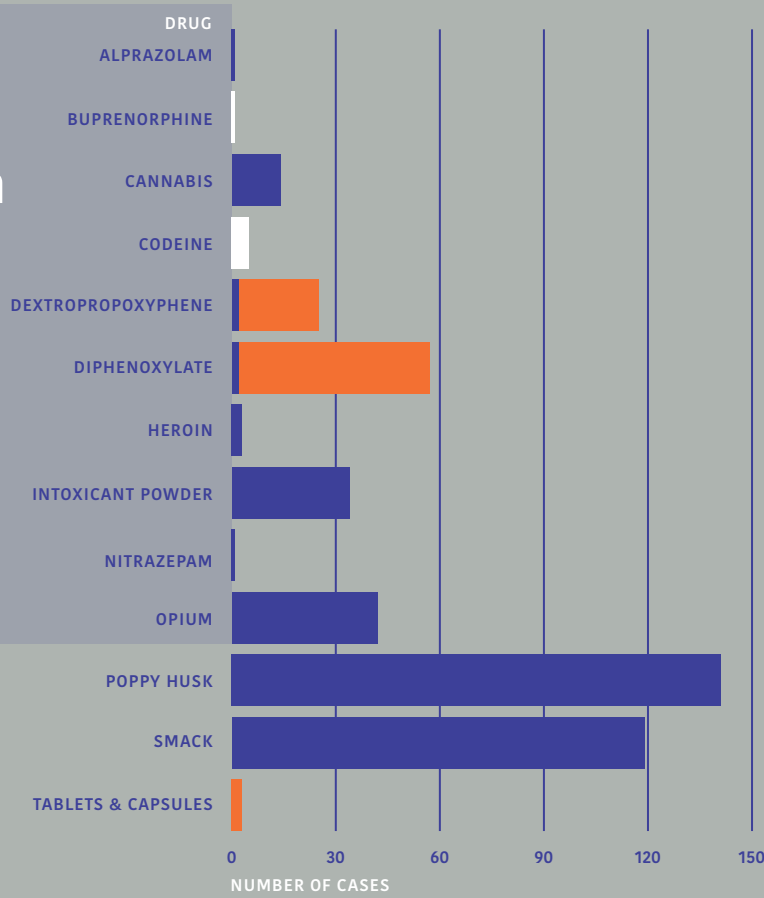


Our sample consists of 483 cases brought before the Special Court (NDPS) in **Fatehgarh** between the years 2013 and 2015.

# Graph 1 Drug-wise Classification

The drug-wise pattern, as retrieved from these cases, has been demonstrated in this graph.

■ GRAMS  
■ ML  
■ TABLETS



# Graph 2 Classification of Total Number of Cases

The graph depicts that intermediate quantity cases are about 3 times that of commercial quantity cases.

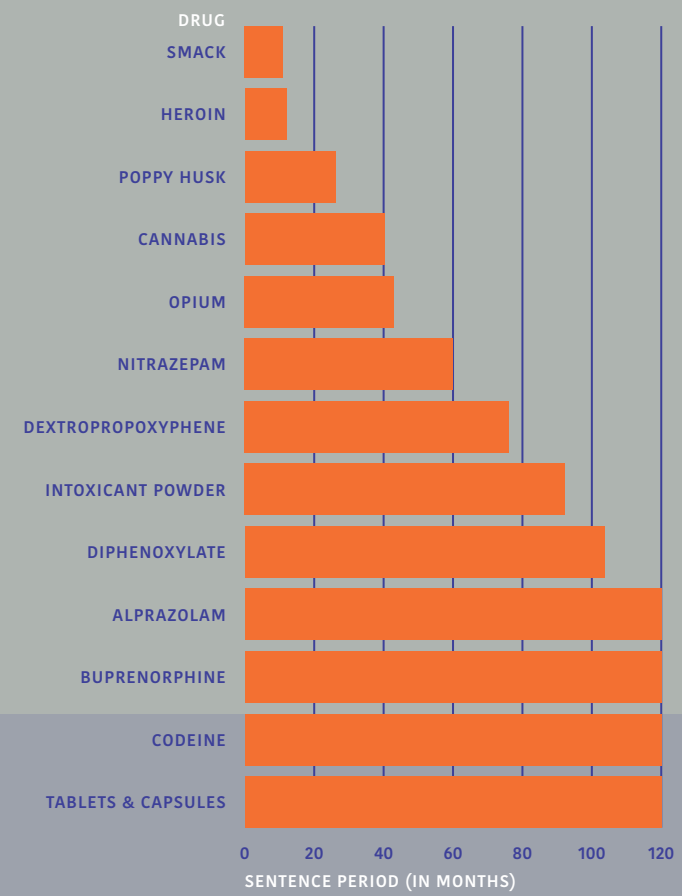
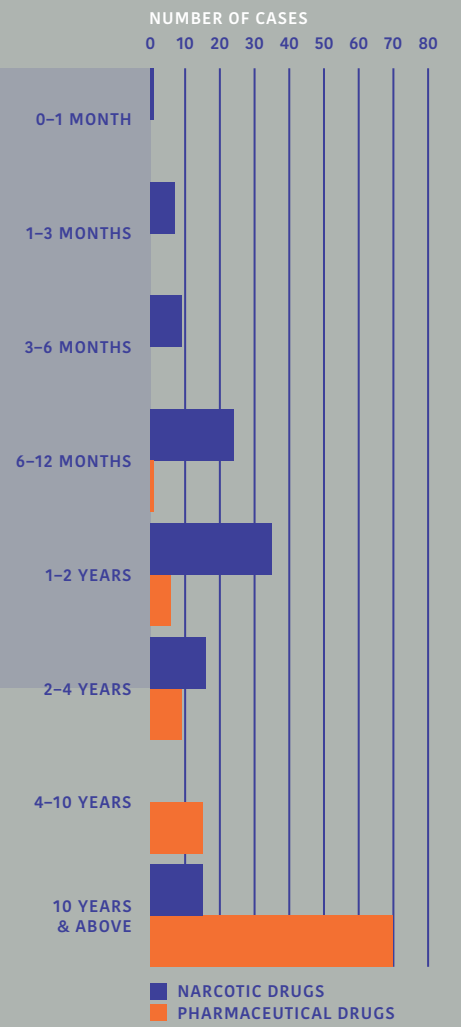
# Table 1 Drug-wise Division of Commercial & Intermediate Quantity Cases

While most drugs are recovered in intermediate quantity, with only four commercial quantity cases for poppy husk; commercial quantity cases for diphenoxylate are almost double that of intermediate quantity cases.

DRUG	TOTAL	COMMERCIAL QUANTITY	INTERMEDIATE QUANTITY
ALPRAZOLAM	1	1	0
BUPRENORPHINE	1	1	0
CANNABIS	14	3	11
CODEINE	5	4	1
DEXTROPROPOXYPHENE	26	11	15
DIPHENOXYLATE	54	35	19
HEROIN	4	0	4
NITRAZEPAM	1	0	1
OPIUM	38	6	32
POPPY HUSK	136	4	132
SMACK	115	4	111
TABLETS & CAPSULES	3	3	0

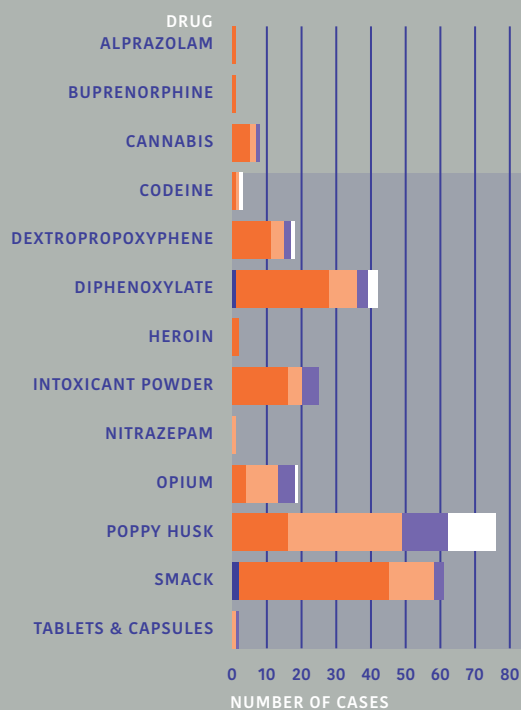
# Graph 3 Sentencing Period for Narcotic and Pharmaceutical Drugs

69% of all offences involving pharmaceutical drugs have been sentenced to imprisonment for a period of 10 years and above.



# Graph 4 Average Sentence Period

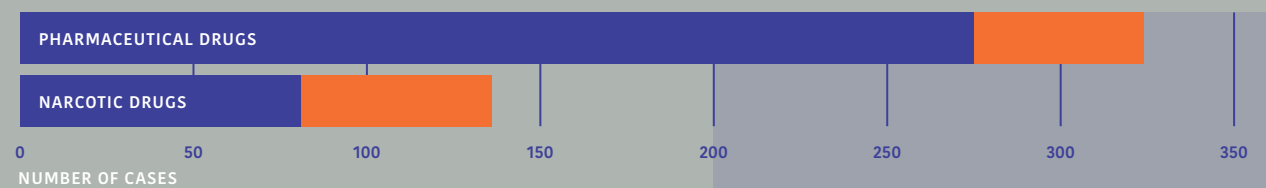
Offences involving narcotic drugs like smack and heroin have been sentenced to imprisonment for less than a year, while offences involving pharmaceutical drugs like codeine, buprenorphine and alprazolam have been sentenced to an average of 10 years of imprisonment each.



# Graph 6 Age Analysis

About 48% of total cases involve individuals between ages of 20-30 years.

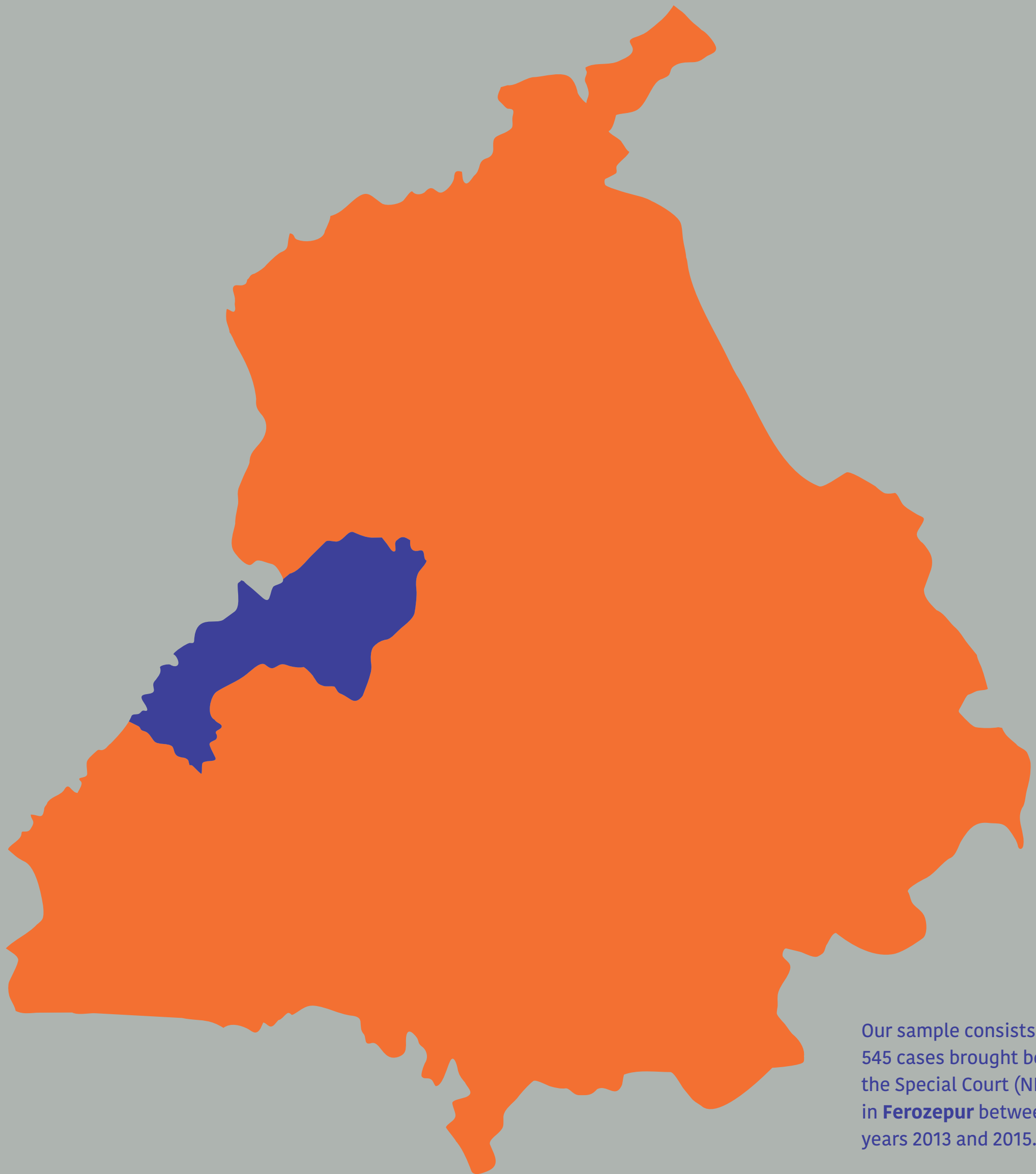
■ 0-20  
■ 20-30  
■ 30-40  
■ 40-50  
■ 50+



# Graph 5 Bail-Custody Ratio for Narcotic & Pharmaceutical Drugs

While 85% of all cases involving narcotic drugs have been given bail in Fatehgarh, 40% of all cases involving pharmaceutical drugs are denied bail.

■ CUSTODY  
■ BAIL



Our sample consists of 545 cases brought before the Special Court (NDPS) in **Ferozepur** between the years 2013 and 2015.

FEROZEPUR

FEROZEPUR

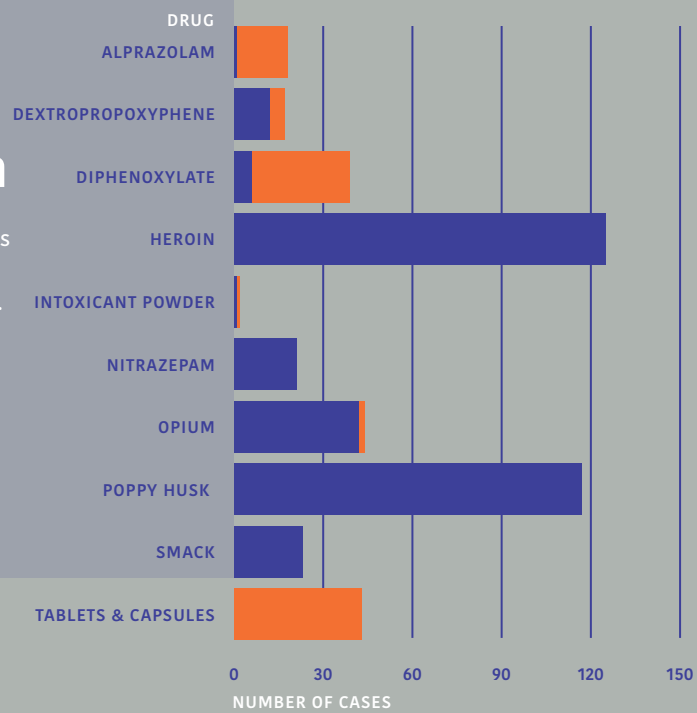
FEROZEPUR

FEROZEPUR

# Graph 1 Drug-wise Classification

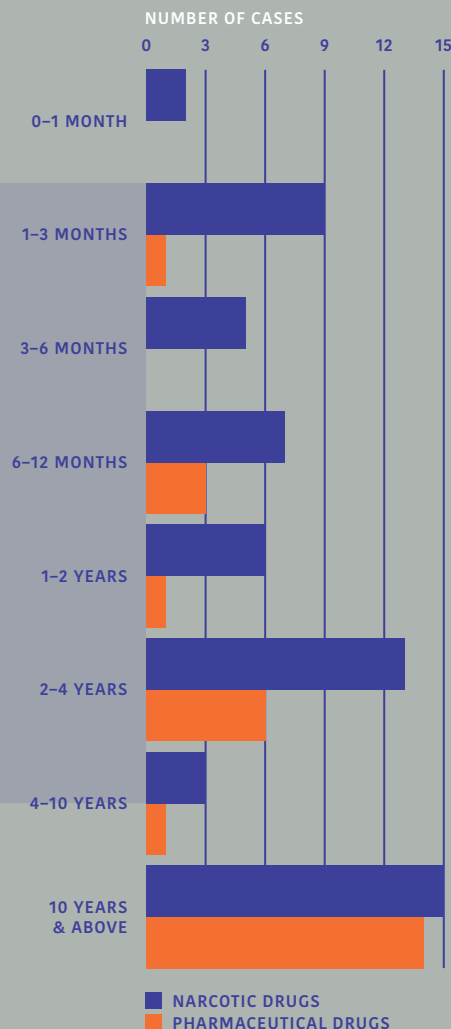
The drug-wise pattern of cases, as retrieved from this dataset, has been demonstrated in this graph.

■ GRAMS  
■ ML  
■ TABLETS



# Graph 3 Sentencing Period for Narcotic and Pharmaceutical Drugs

53.8% of all cases involving both pharmaceutical drugs as well as narcotic drugs have been sentenced to imprisonment for a period of 10 years and above.



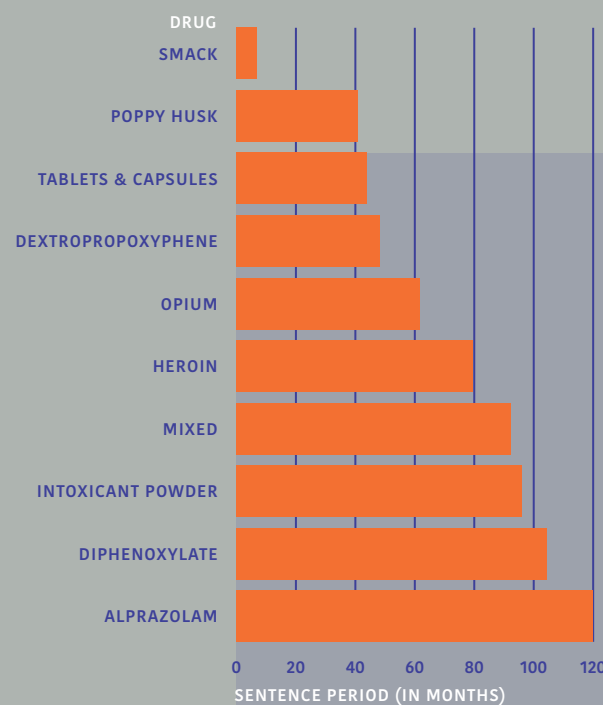
# Graph 2 Classification of Total Number of Cases

Intermediate quantity cases are 6.4 times that of commercial quantity cases.

# Table 1 Drug-wise Division of Commercial & Intermediate Quantity Cases

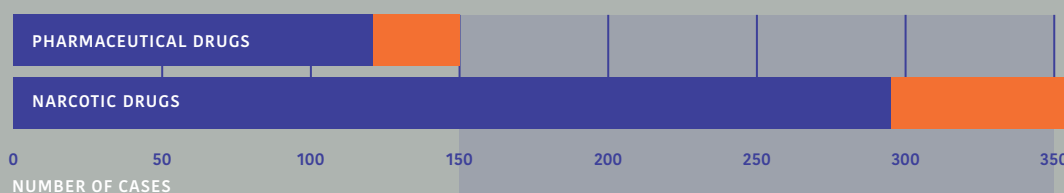
Drugs recovered in commercial quantity form a negligible percentage of the total number of cases in Ferozepur.

DRUG	TOTAL	COMMERCIAL QUANTITY	INTERMEDIATE QUANTITY
ALPRAZOLAM	15	1	14
DEXTROPROPOXYPHENE	11	2	9
DIPHENOXYLATE	24	8	16
HEROIN	122	2	120
INTOXICANT POWDER	11	9	2
NITRAZEPAM	1	0	1
OPIUM	42	4	38
POPPY HUSK	114	4	110
SMACK	21	0	21
TABLETS & CAPSULES	12	1	11



# Graph 4 Average Sentence Period

Average period of sentencing is higher in cases involving pharmaceutical drugs such as alprazolam (10 years) as compared to narcotic drugs such as smack (6.95 months) and poppy husk (3.4 years).



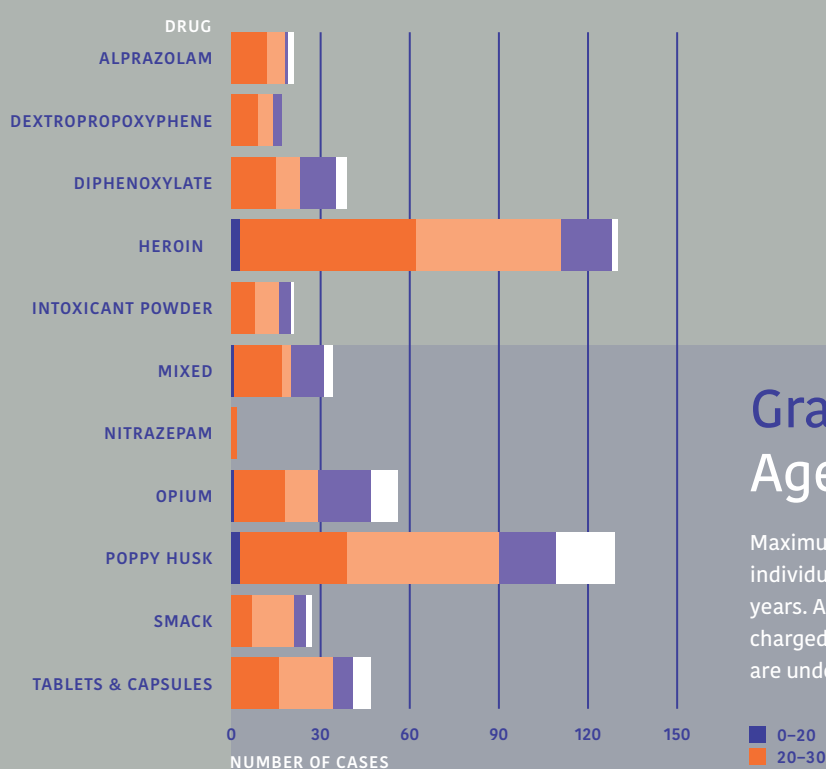
# Graph 5 Bail-Custody Ratio for Narcotic & Pharmaceutical Drugs

82% of all narcotic drug cases and 80% of all pharmaceutical drug cases in Ferozepur are given bail.

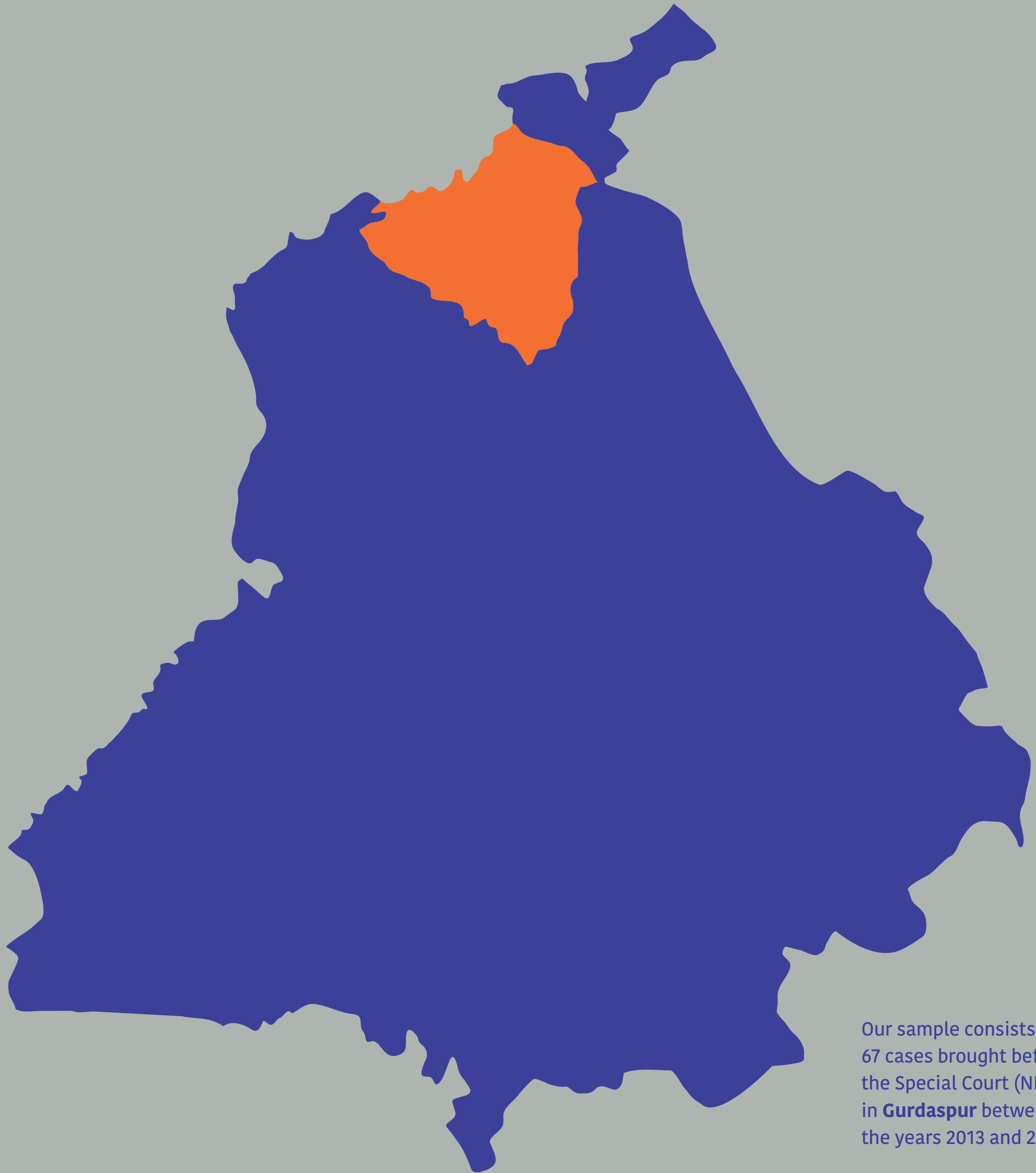
■ CUSTODY  
■ BAIL

# Graph 6 Age Analysis

Maximum number of cases involve individuals between the age of 20-30 years. About 83% of individuals charged for heroin-related offences are under 40 years of age.







Our sample consists of 67 cases brought before the Special Court (NDPS) in **Gurdaspur** between the years 2013 and 2015.

GURDASPUR

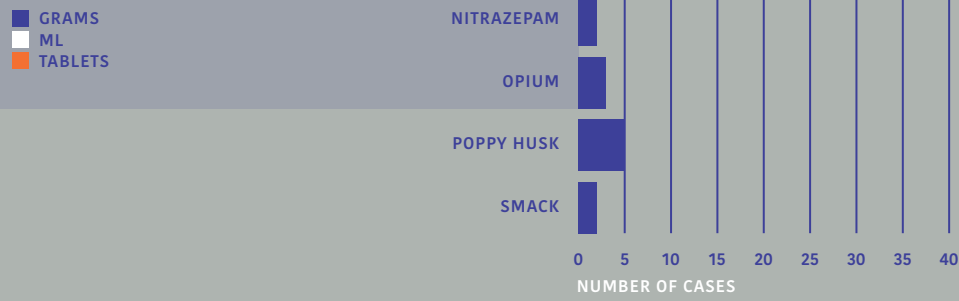
GURDASPUR

GURDASPUR

GURDASPUR

# Graph 1 Drug-wise Classification

The drug-wise pattern of cases, as retrieved from this dataset, has been demonstrated in this graph.



# Graph 2 Classification of Total Number of Cases

The graph demonstrates that intermediate quantity cases are 2.2 times that of commercial quantity cases.

DRUG	TOTAL	COMMERCIAL QUANTITY	INTERMEDIATE QUANTITY
BUPRENORPHINE	1	0	1
DEXTROPROPOXYPHENE	32	9	23
DIPHENOXYLATE	4	4	0
HEROIN	1	0	1
INTOXICANT POWDER	6	4	2
NITRAZEPAM	1	0	1
OPIUM	3	0	3
POPPY HUSK	3	0	3
SMACK	2	0	2

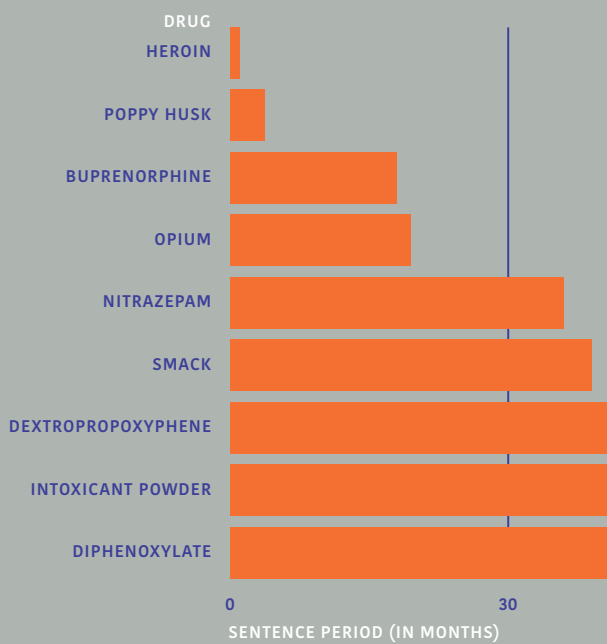
# Graph 3 Sentencing Period for Narcotic and Pharmaceutical Drugs

31% of all cases involving pharmaceutical drugs have been sentenced to imprisonment for 10 years and above, while 17% of pharmaceutical drug cases have been sentenced to imprisonment for periods ranging from 6-12 months, 1-2 years and 4-10 years each.




# Table 1 Drug-wise Division of Commercial & Intermediate Quantity Cases

The table shows that apart from diphenoxylate, most cases in Gurdaspur fall under the intermediate quantity category.



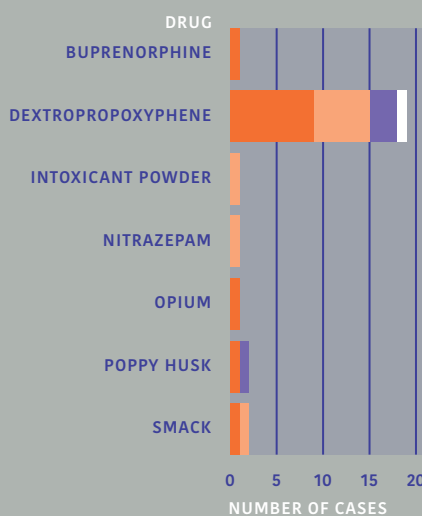
# Graph 4 Average Sentence Period

Average period of sentencing is higher in cases involving pharmaceutical drugs as compared to narcotic drugs. Sentences are particularly high for offences involving diphenoxylate, where the average sentence is over 10 years of imprisonment.



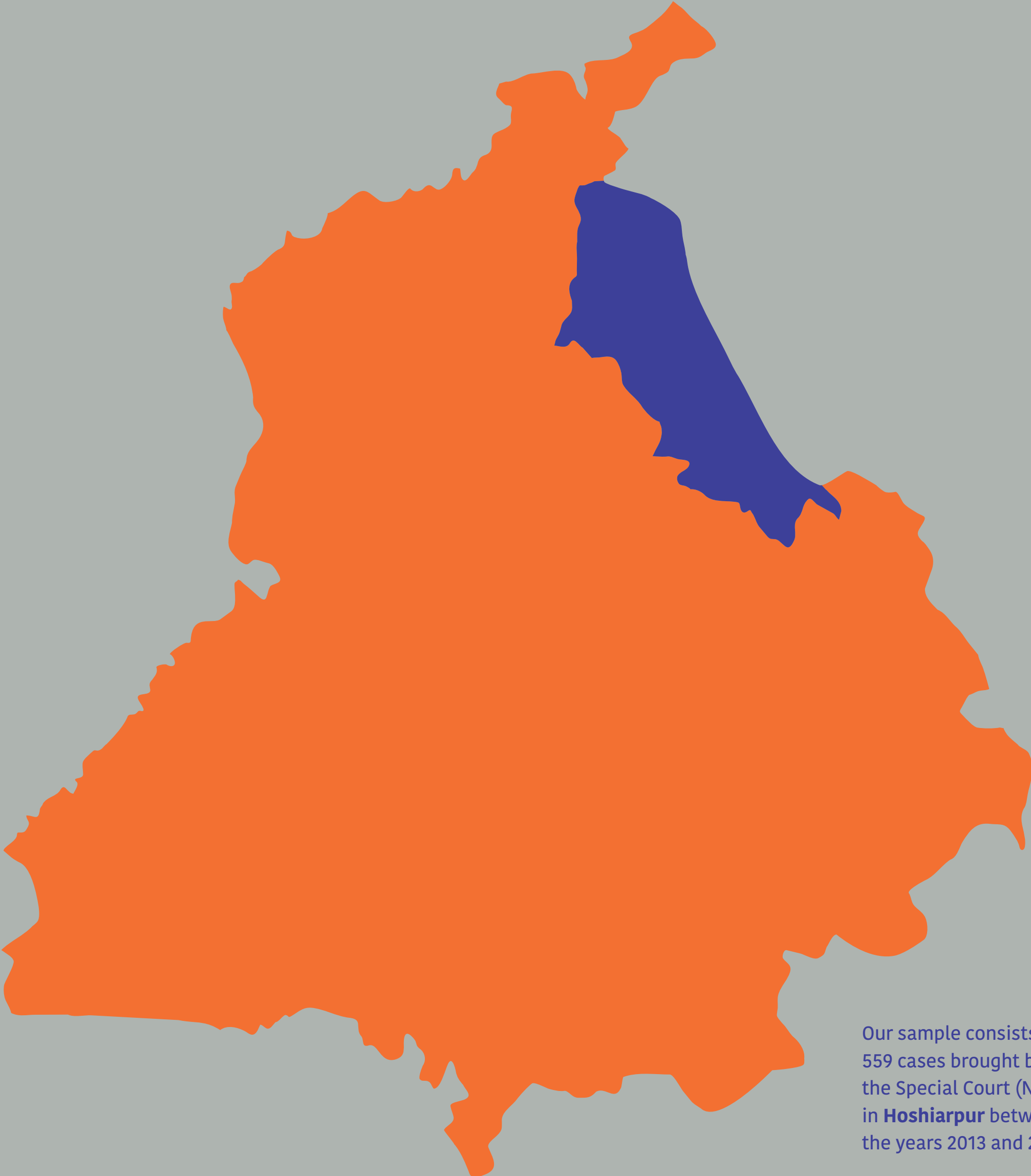
# Graph 5 Bail-Custody Ratio for Narcotic & Pharmaceutical Drugs

The graph demonstrates that more than 80% of all cases in Gurdaspur have been given bail.



# Graph 6 Age Analysis

About 44.8% of all cases involve individuals between the age of 20-30 years.



Our sample consists of 559 cases brought before the Special Court (NDPS) in **Hoshiarpur** between the years 2013 and 2015.

HOSHIARPUR

HOSHIARPUR

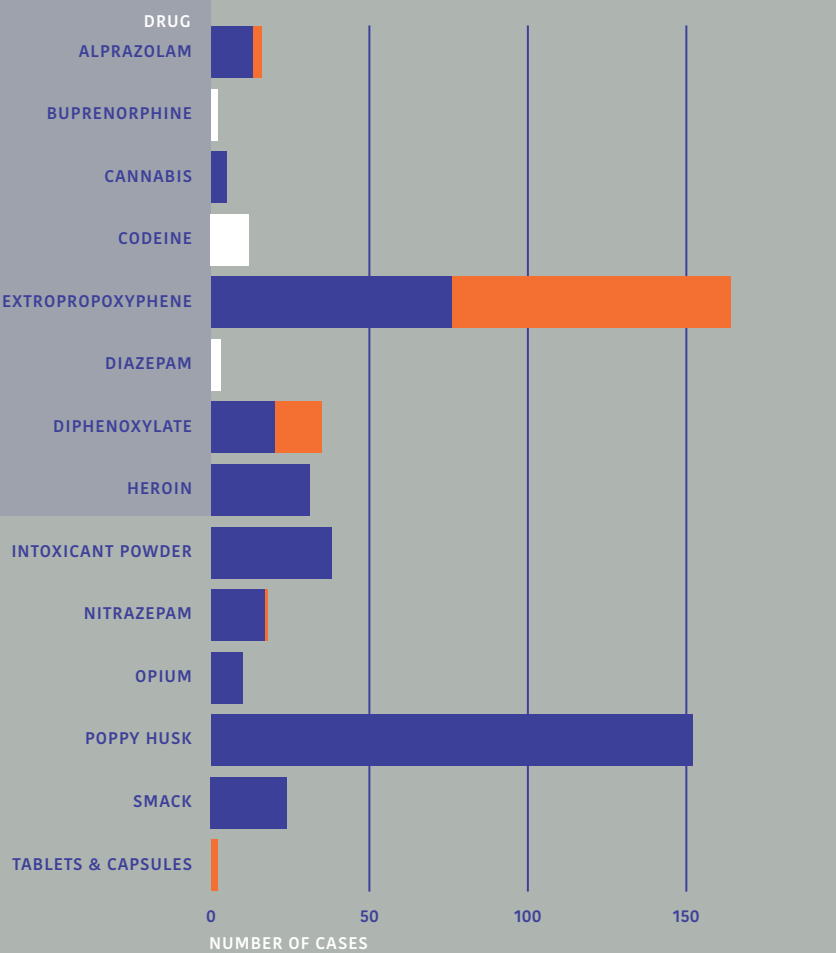
HOSHIARPUR

HOSHIARPUR

# Graph 1 Drug-wise Classification

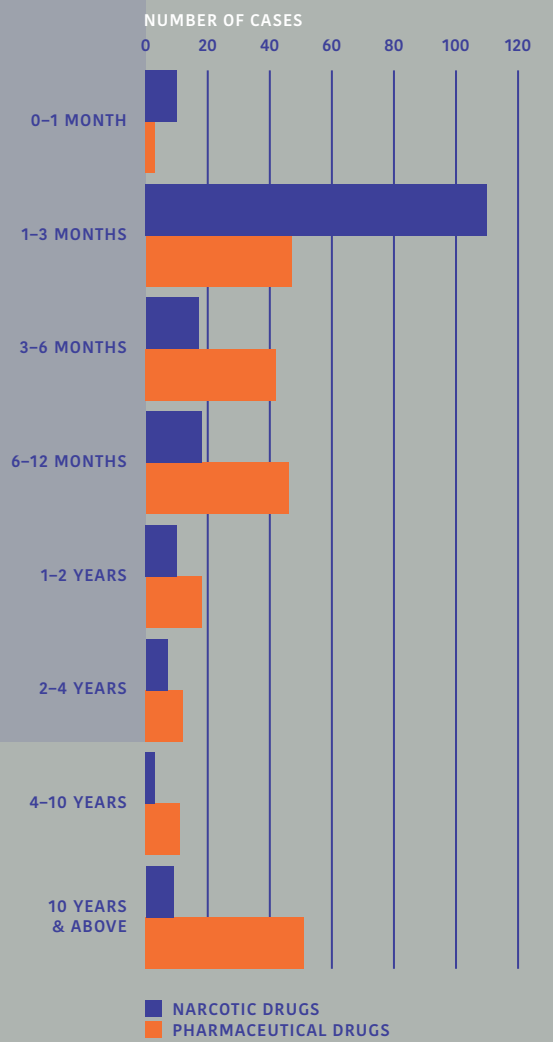
The drug-wise pattern of cases, as retrieved from this dataset, has been demonstrated in this graph.

■ GRAMS  
■ ML  
■ TABLETS



# Graph 3 Sentencing Period for Narcotic and Pharmaceutical Drugs

59.7% of all narcotic drug cases and 20.4% of all pharmaceutical drug cases have been sentenced to imprisonment for a period ranging between 1-3 months, while 4.9 % of all narcotic drug cases and 22% of all pharmaceutical drug cases have been sentenced to imprisonment for 10 years and above.



# Graph 2 Classification of Total Number of Cases

Most drug-related offences fall under the intermediate quantity category. In fact, intermediate quantity cases are 6 times that of commercial quantity cases.

# Table 1 Drug-wise Division of Commercial & Intermediate Quantity Cases

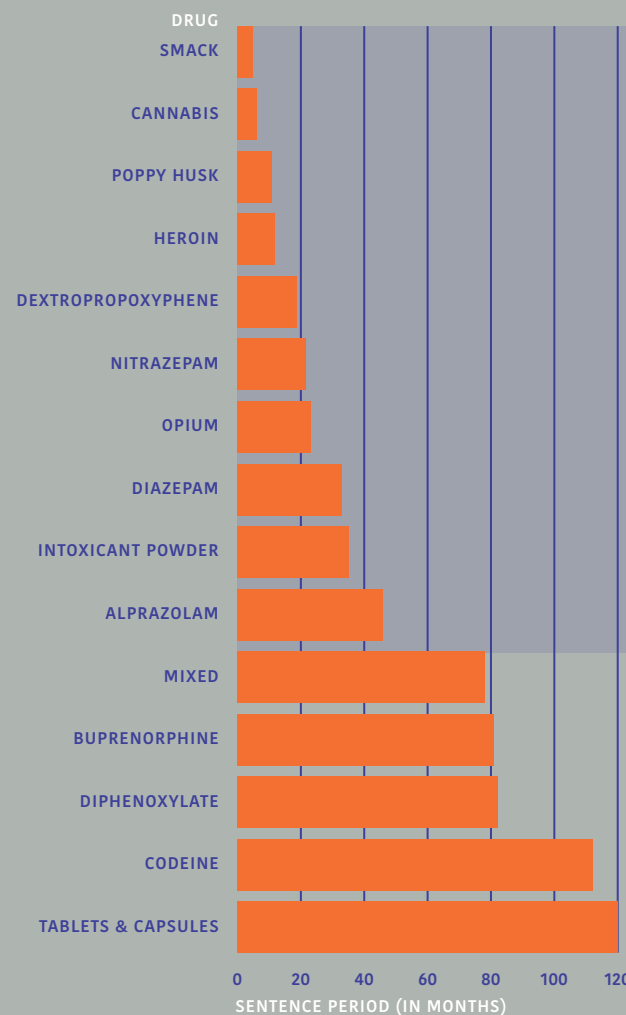
Apart from diphenoxylate, most cases in Hoshiarpur fall under the intermediate quantity category.

1. Information is not available for the remaining number of cases.

DRUG	TOTAL	COMMERCIAL QUANTITY	INTERMEDIATE QUANTITY
ALPRAZOLAM	17	6	11
BUPRENORPHINE	3	1	2
CANNABIS	4	0	4
CODEINE	7 <sup>1</sup>	6	0
DEXTROPROPOXYPHENE	154	10	144
DIAZEPAM	4	1	3
DIPHENOXYLATE	34	20	14
HEROIN	30	1	29
INTOXICANT INJECTIONS	0	0	0
INTOXICANT POWDER	24	6	18
NITRAZEPAM	19	2	17
OPIUM	7	0	7
POPPY HUSK	136	5	131
SMACK	24	0	24
TABLETS & CAPSULES	1	1	0

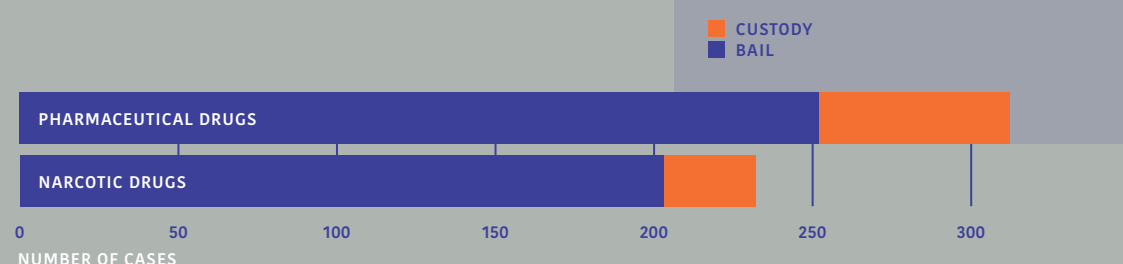
# Graph 4 Average Sentence Period

On an average, sentences are higher for offences involving pharmaceutical drugs such as codeine (9.3 years) as compared to offences involving narcotic drugs, where sentences are usually below one year of imprisonment.



# Graph 5 Bail-Custody Ratio for Narcotic & Pharmaceutical Drugs

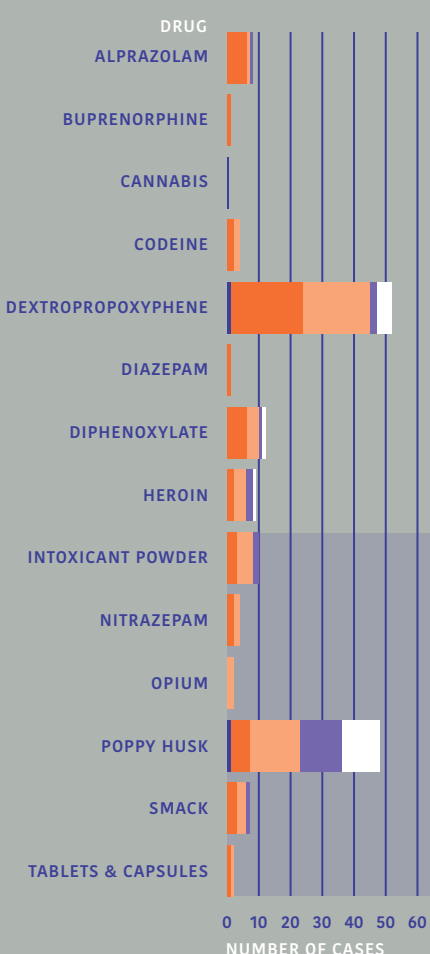
88% of all narcotic drug cases and 80% of all pharmaceutical drug cases have been given bail in Hoshiarpur.

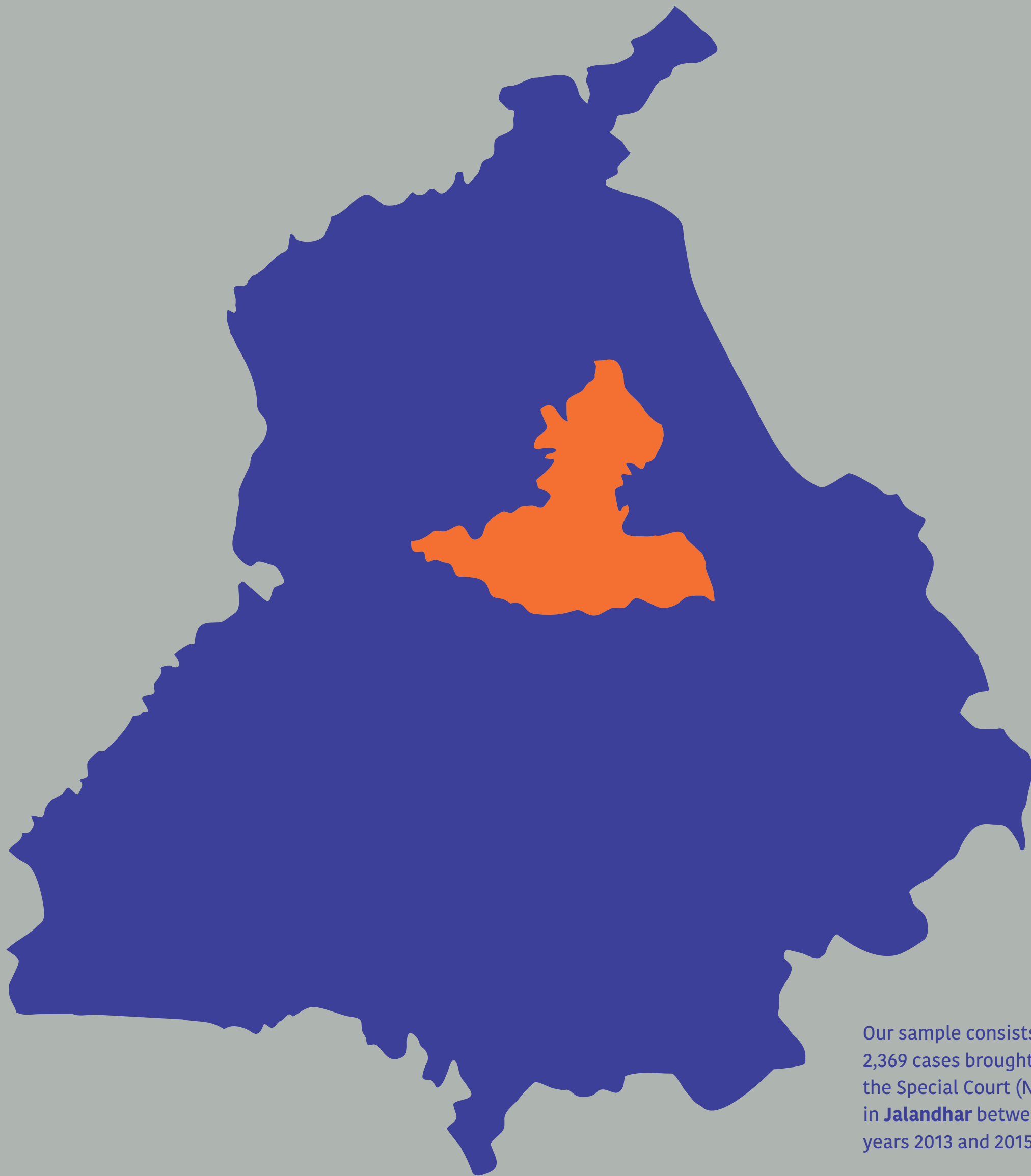


# Graph 6 Age Analysis

86.6% of all dextropropoxyphene cases involve individuals between the ages of 20-30 years. 85.4% of total cases involving poppy husk involve individuals above 30 years of age.

■ 0-20  
■ 20-30  
■ 30-40  
■ 40-50  
■ 50+





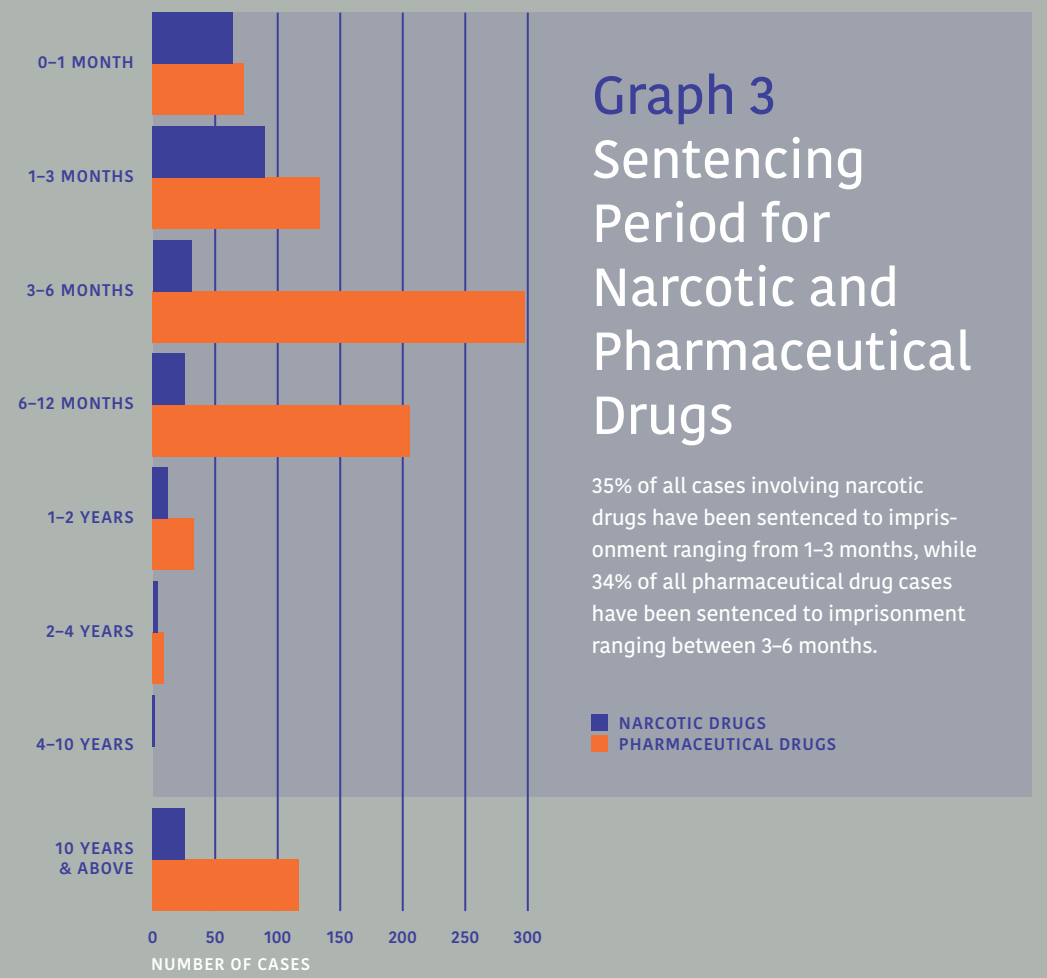
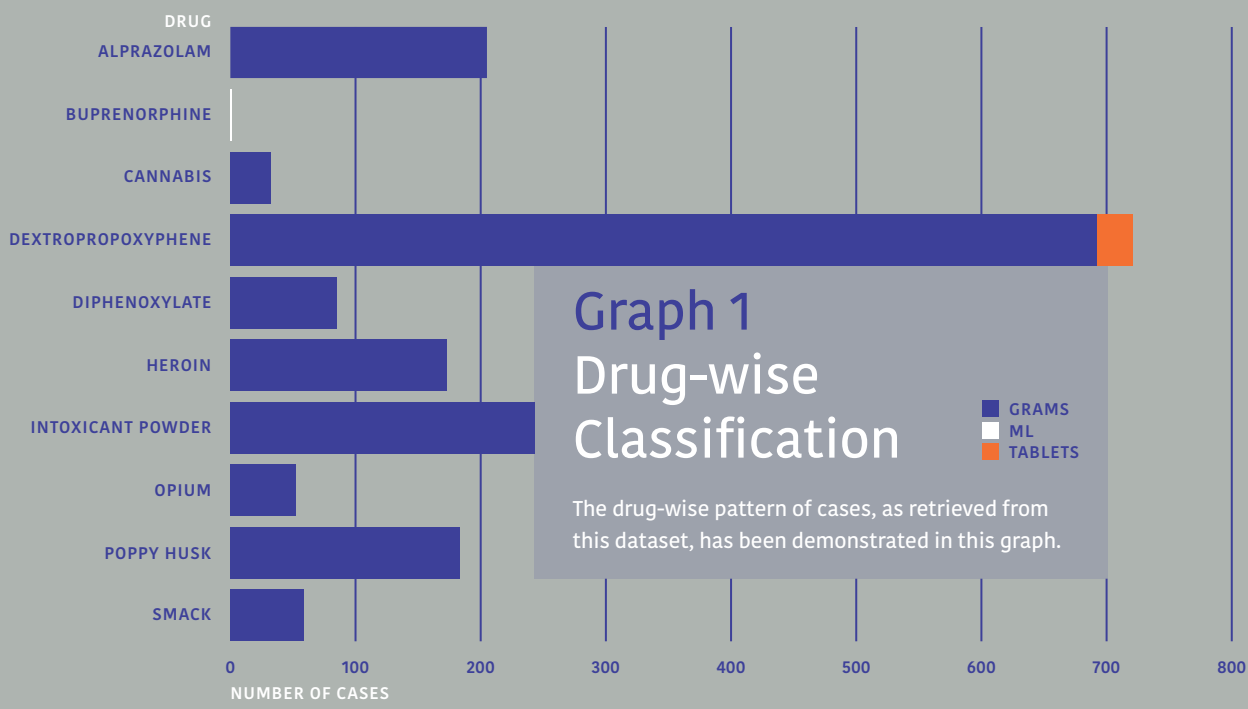
Our sample consists of 2,369 cases brought before the Special Court (NDPS) in **Jalandhar** between the years 2013 and 2015.

JALANDHAR

JALANDHAR

JALANDHAR

JALANDHAR



DRUG	TOTAL	COMMERCIAL QUANTITY	INTERMEDIATE QUANTITY
ALPRAZOLAM	205	126	79
BUPRENORPHINE	3	1	2
CANNABIS	32	5	27
DEXTROPROPOXYPHENE	720	29	691
NITRAZEPAM	132	6	126
DIPHENOXYLATE	85	69	16
METHAMPHETAMINE	26	26	0
HEROIN	173	17	156
INTOXICANT POWDER	243	126	117
OPIUM	52	8	44
POPPY HUSK	183	20	163
SMACK	59	5	54

**Table 1**  
Drug-wise Division of Commercial & Intermediate Quantity Cases

Unlike narcotic drug cases, most cases involving pharmaceutical drugs fall under the commercial quantity category (exceptions being dextropropoxyphene and nitrazepam).

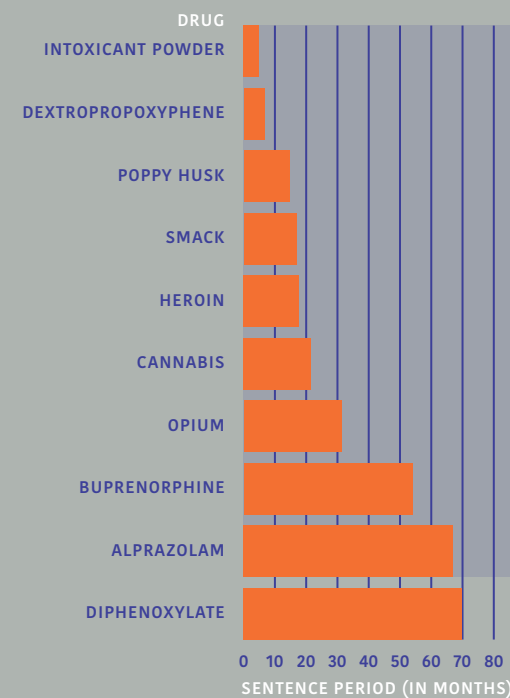
**Graph 2**  
Classification of Total Number of Cases

Intermediate quantity cases are 3.4 times that of commercial quantity cases.



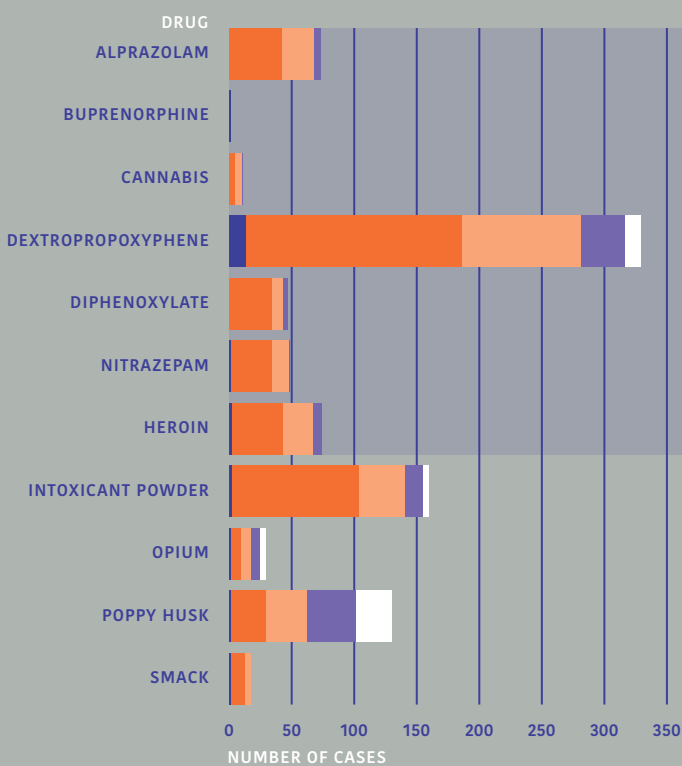
**Graph 4**  
Average Sentence Period

Sentences are highest in cases involving certain pharmaceutical drugs, such as diphenoxylate (5.8 years) and alprazolam (5.6 years). Sentences are significantly lower for offences involving dextropropoxyphene (6.6 months).



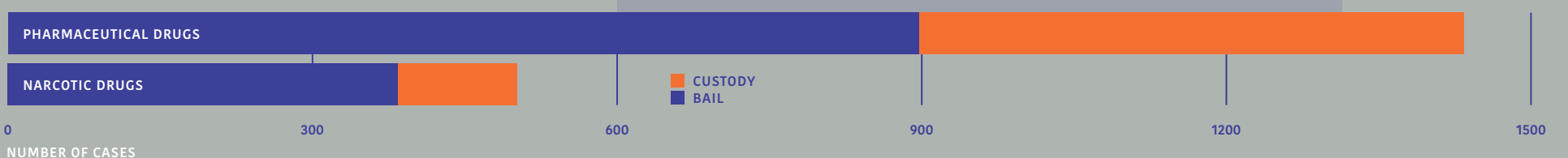
**Graph 6**  
Age Analysis

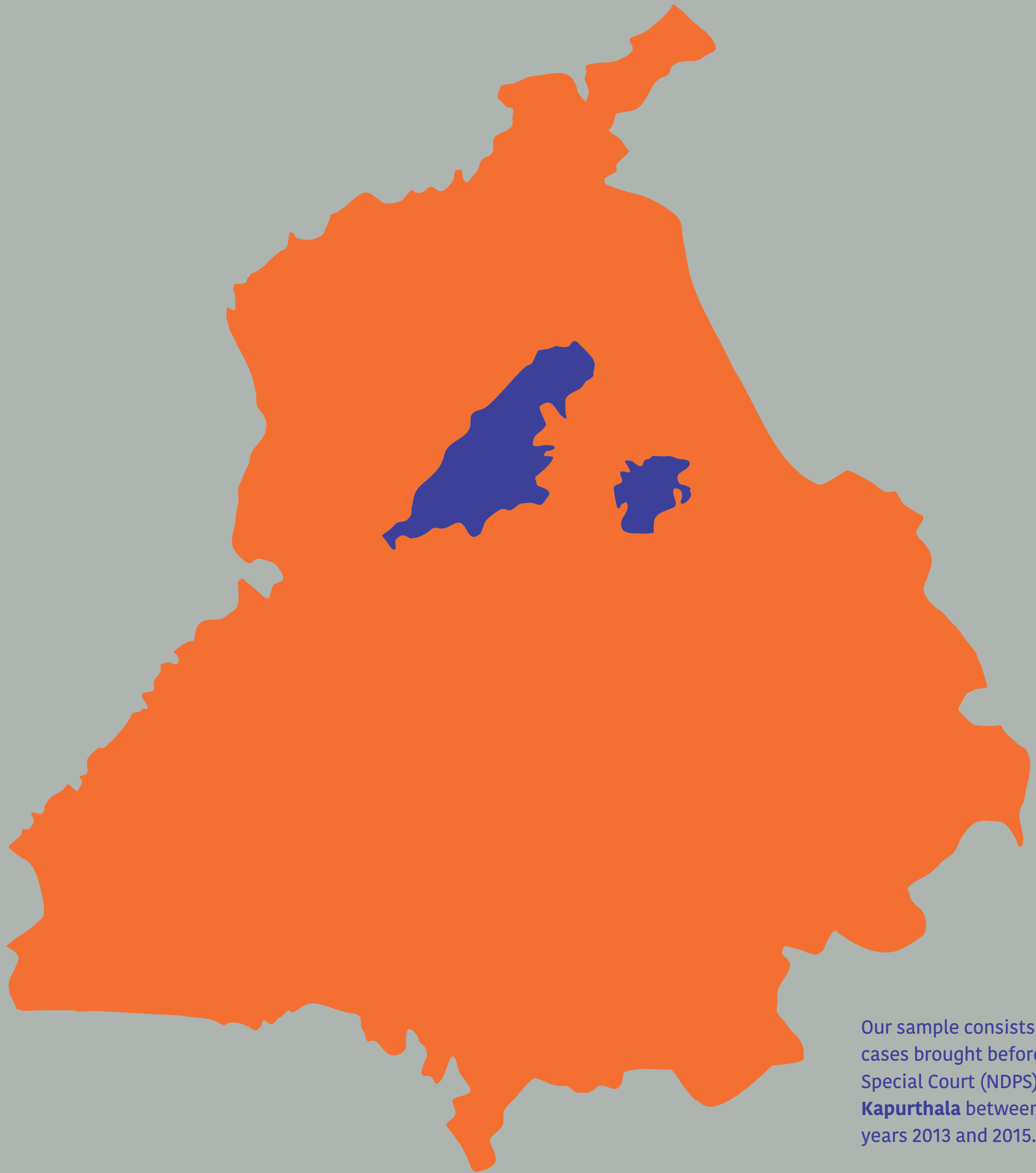
In 52.67% of all cases, individuals are of ages between 20-30 years.



**Graph 5**  
Bail-Custody Ratio for Narcotic & Pharmaceutical Drugs

77% of all narcotic drug cases have been given bail in Jalandhar. At the same time, 37% of all pharmaceutical drug cases have been denied bail.





Our sample consists of 767 cases brought before the Special Court (NDPS) in **Kapurthala** between the years 2013 and 2015.

KAPURTHALA

KAPURTHALA

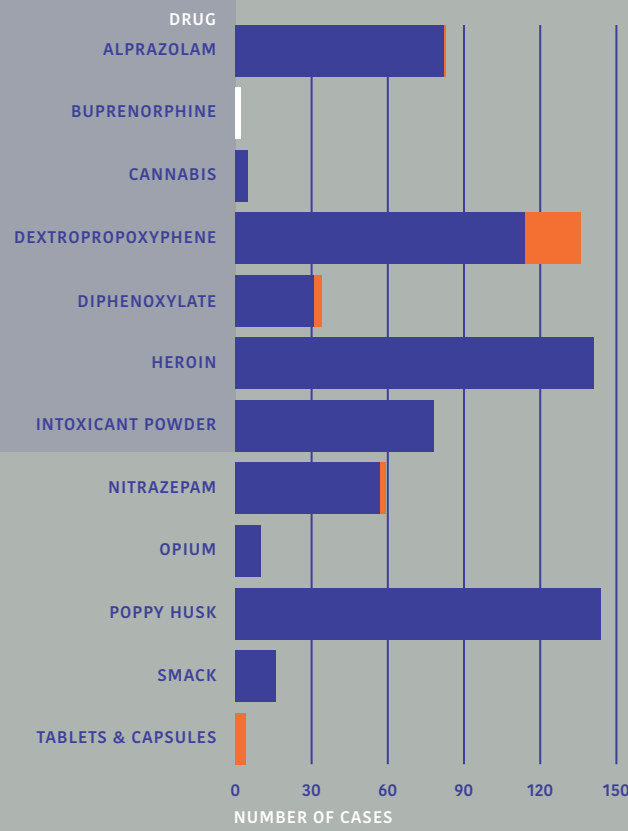
KAPURTHALA

KAPURTHALA

# Graph 1 Drug-wise Classification

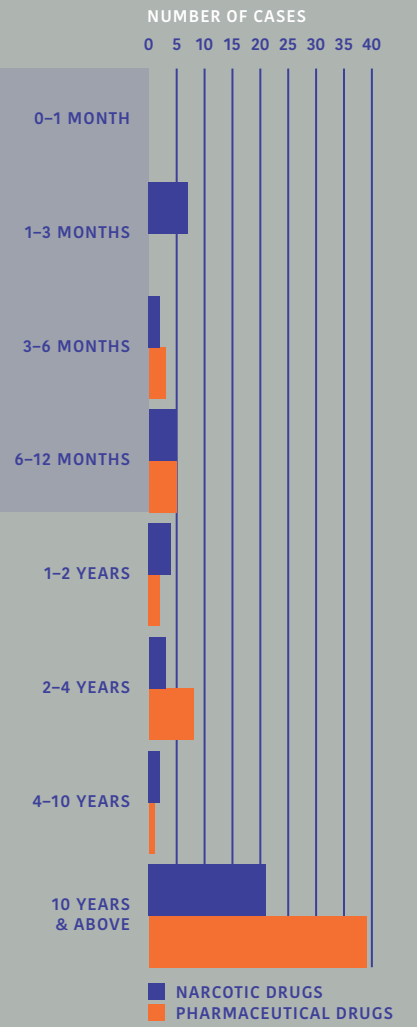
The drug-wise pattern of cases, as retrieved from this dataset, has been demonstrated in this graph.

GRAMS  
ML  
TABLETS



# Graph 3 Sentencing Period for Narcotic and Pharmaceutical Drugs

47% of all narcotic drug cases and 67% of all pharmaceutical drug cases have been sentenced to imprisonment for 10 years and above.



INTERMEDIATE QUANTITY

COMMERCIAL QUANTITY

NUMBER OF CASES

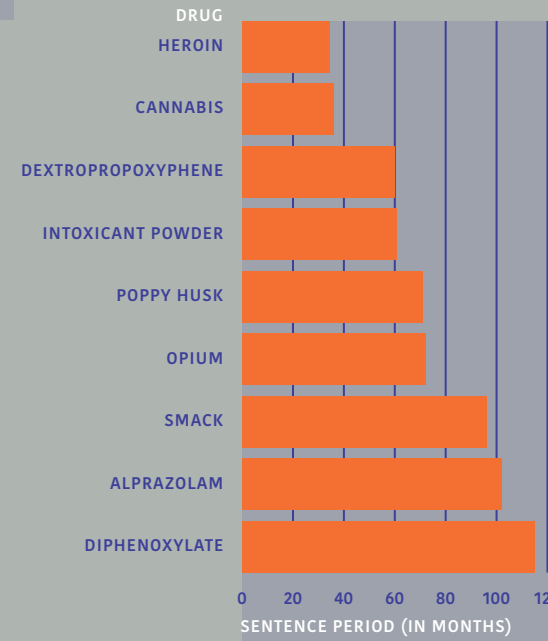
# Graph 2 Classification of Total Number of Cases

An overwhelmingly large number of drug-related offences fall under the intermediate quantity category. In fact, intermediate quantity cases are almost seven times that of commercial quantity cases.

DRUG	TOTAL	COMMERCIAL QUANTITY	INTERMEDIATE QUANTITY
ALPRAZOLAM	59	16	43
BUPRENORPHINE	1	0	1
CANNABIS	5	0	5
DEXTROPROPOXYPHENE	127	6	121
DIPHENOXYLATE	21	9	12
HEROIN	129	5	124
INTOXICANT POWDER	71	12	59
NITRAZEPAM	57	0	57
OPIUM	12	2	10
POPPY HUSK	157	8	149
SMACK	10	3	7
TABLETS & CAPSULES	3	0	3

# Table 1 Drug-wise Division of Commercial & Intermediate Quantity Cases

Drugs recovered in commercial quantity form a negligible percentage of the total number of cases in Kapurthala.



# Graph 4 Average Sentence Period

Average period of sentencing is higher for offences involving pharmaceutical drugs, such as diphenoxylate (9.6 years) in comparison to cases involving narcotic drugs such as heroin, where the average sentence is imprisonment for 2.8 years.

PHARMACEUTICAL DRUGS

NARCOTIC DRUGS

NUMBER OF CASES

CUSTODY

BAIL

500

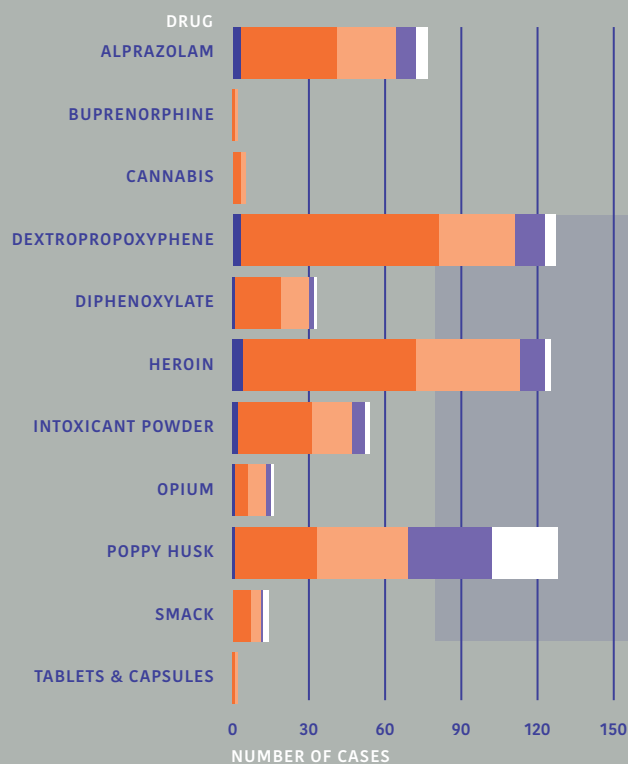
# Graph 5 Bail-Custody Ratio for Narcotic & Pharmaceutical Drugs

77% of all narcotic drug cases and 70% of all pharmaceutical drug cases have been given bail in Kapurthala.

# Graph 6 Age Analysis

About 49% of cases involve accused within the age group of 20-30 years in Kapurthala.

0-20  
20-30  
30-40  
40-50  
50+







Our sample consists of 1,298 cases brought before the Special Court (NDPS) in **Ludhiana** between the years 2013 and 2015.

LUDHIANA

LUDHIANA

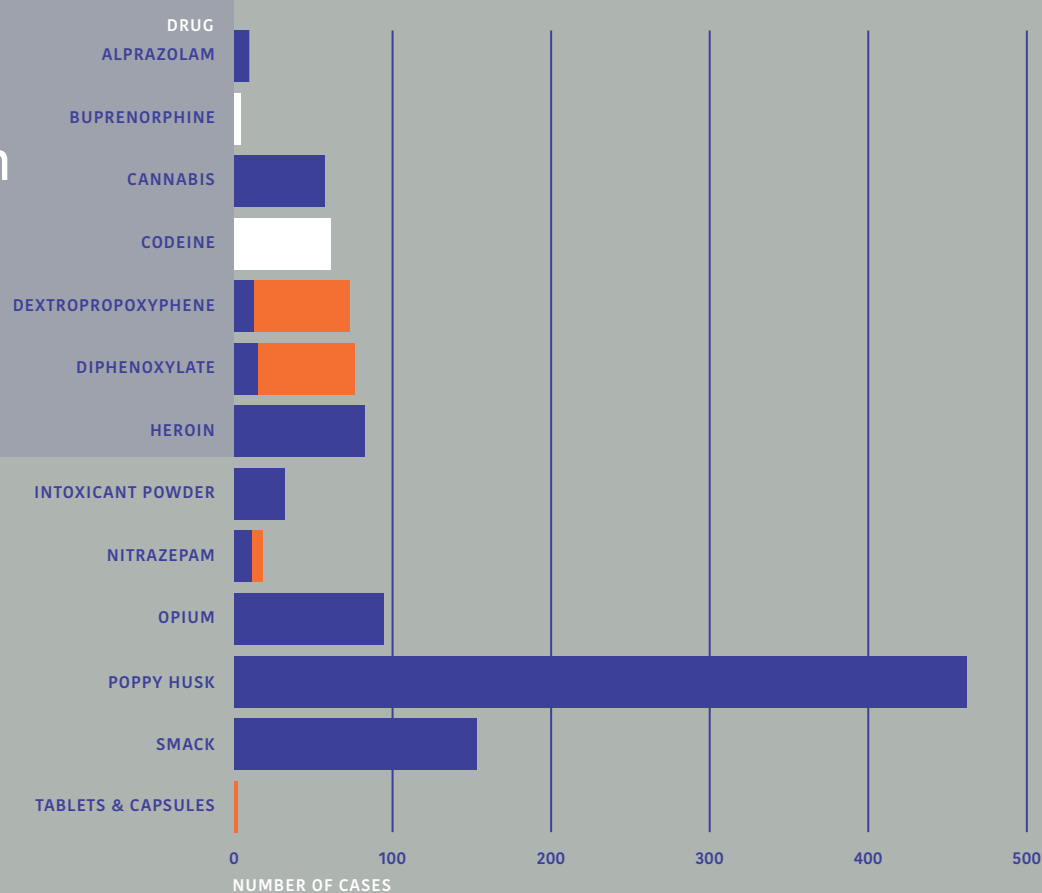
LUDHIANA

LUDHIANA

# Graph 1 Drug-wise Classification

The drug-wise pattern of cases, as retrieved from this dataset, has been demonstrated in this graph.

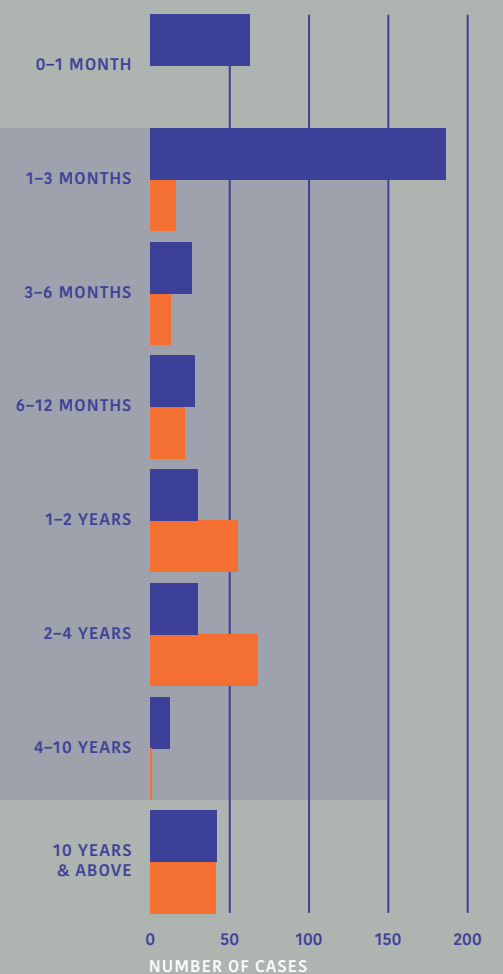
■ GRAMS  
■ ML  
■ TABLETS



# Graph 3 Sentencing Period for Narcotic and Pharmaceutical Drugs

45% of all cases involving narcotic drugs have been sentenced to imprisonment ranging between 1-3 months, and 31.5% of all cases involving pharmaceutical drugs have been sentenced to imprisonment ranging between 2-4 years.

■ NARCOTIC DRUGS  
■ PHARMACEUTICAL DRUGS



# Graph 2 Classification of Total Number of Cases

Most drug-related offences fall under the intermediate quantity category. In fact, there are about 8 times as many intermediate quantity cases in Ludhiana as compared to commercial quantity cases.

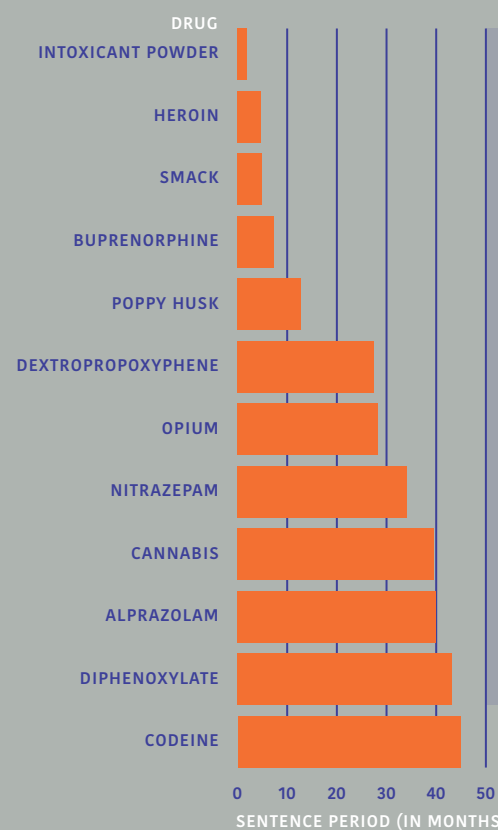
# Table 1 Drug-wise Division of Commercial & Intermediate Quantity Cases

Drugs recovered in commercial quantity form a negligible percentage of the total number of cases in Ludhiana. In fact, intermediate quantity cases involving smack are 40 times that of commercial quantity cases.

DRUG	TOTAL	COMMERCIAL QUANTITY	INTERMEDIATE QUANTITY
ALPRAZOLAM	5	3	2
BUPRENORPHINE	2	0	2
CANNABIS	55	8	47
CODEINE	52	8	44
DEXTROPROPOXYPHENE	56	4	36
DIPHENOXYLATE	55	8	41
HEROIN	65	2	62
INTOXICANT POWDER	20	6	14
NITRAZEPAM	16	2	14
OPIUM	44	6	38
POPPY HUSK	329	28	301
SMACK	124	3	121

# Graph 4 Average Sentence Period

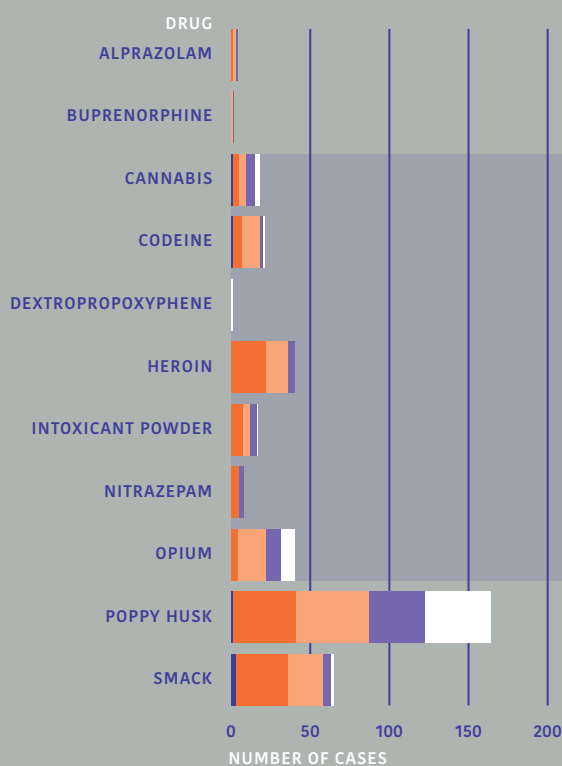
Average period of sentencing is higher in cases involving pharmaceutical drugs such as codeine, as compared to cases involving narcotic drugs such as heroin. This is primarily because commercial quantity for codeine is above 1,000 grams, which means that a person caught with more than ten bottles of cough syrup will mandatorily be convicted to a minimum of 10 years of imprisonment. This raises the average period of sentences for this particular substance.



# Graph 6 Age Analysis

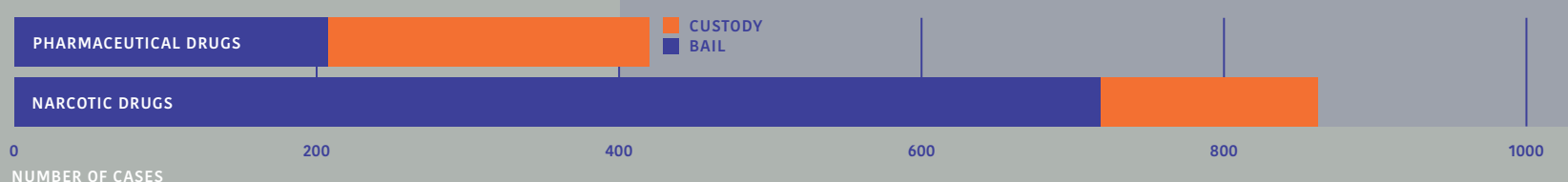
In 64.56% of all cases, individuals are of ages between 20-40 years. 50% of all smack-related cases involve individuals between the ages of 20-30 years.

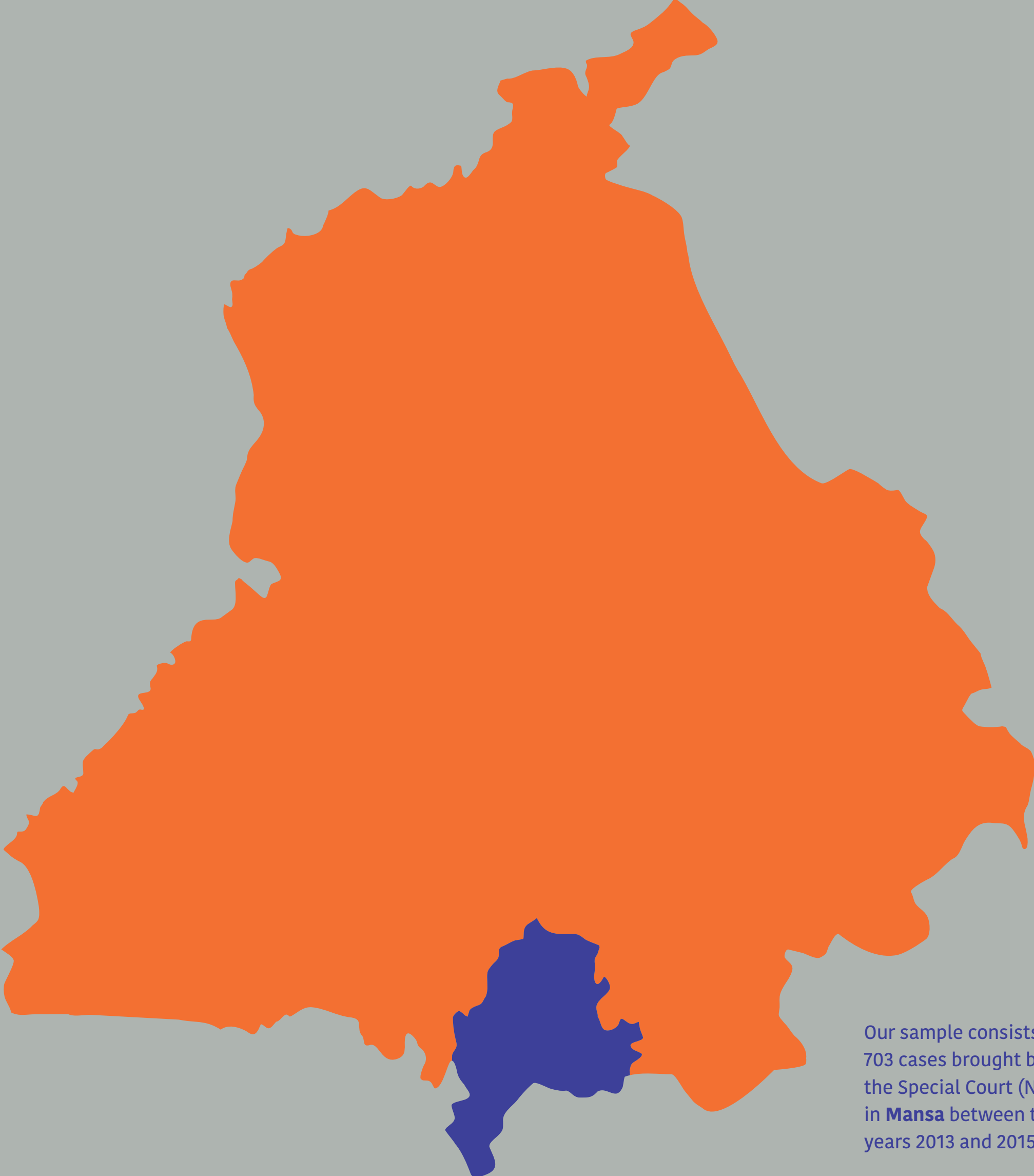
■ 0-20  
■ 20-30  
■ 30-40  
■ 40-50  
■ 50+



# Graph 5 Bail-Custody Ratio for Narcotic & Pharmaceutical Drugs

Most cases involving narcotic drugs are given bail (718 out of 862 cases). On the contrary, approximately 51% of all pharmaceutical drug cases are denied bail.





Our sample consists of 703 cases brought before the Special Court (NDPS) in **Mansa** between the years 2013 and 2015.

MANSA

MANSA


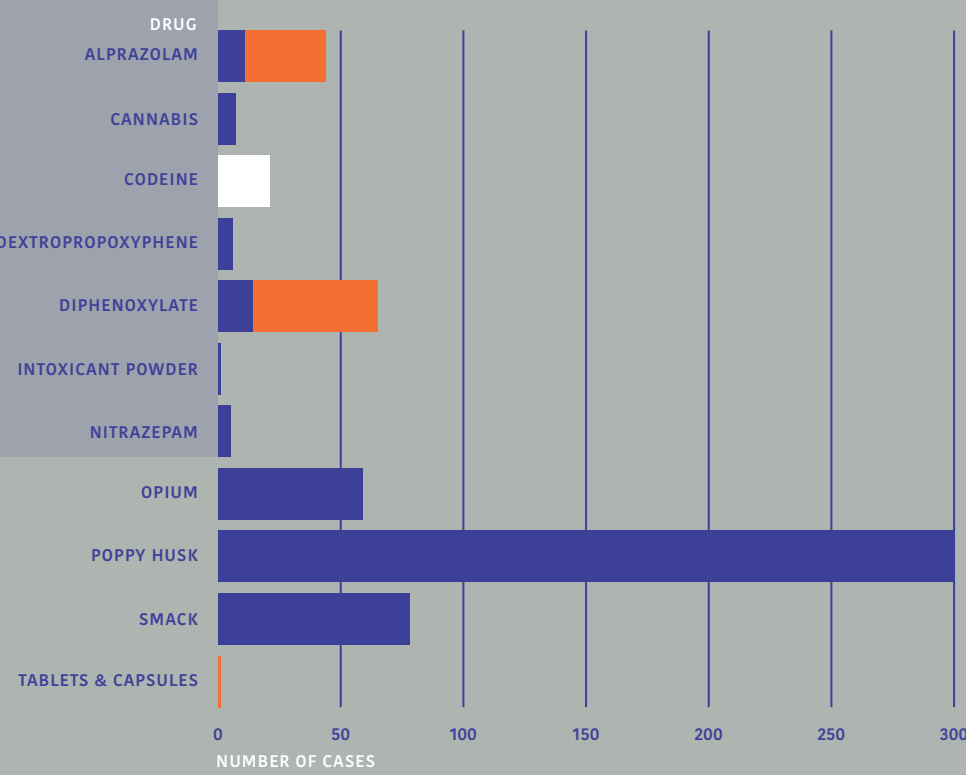
MANSA

MANSA

# Graph 1 Drug-wise Classification

The drug-wise pattern of cases, as retrieved from this dataset, has been demonstrated in this graph.

■ GRAMS  
■ ML  
■ TABLETS

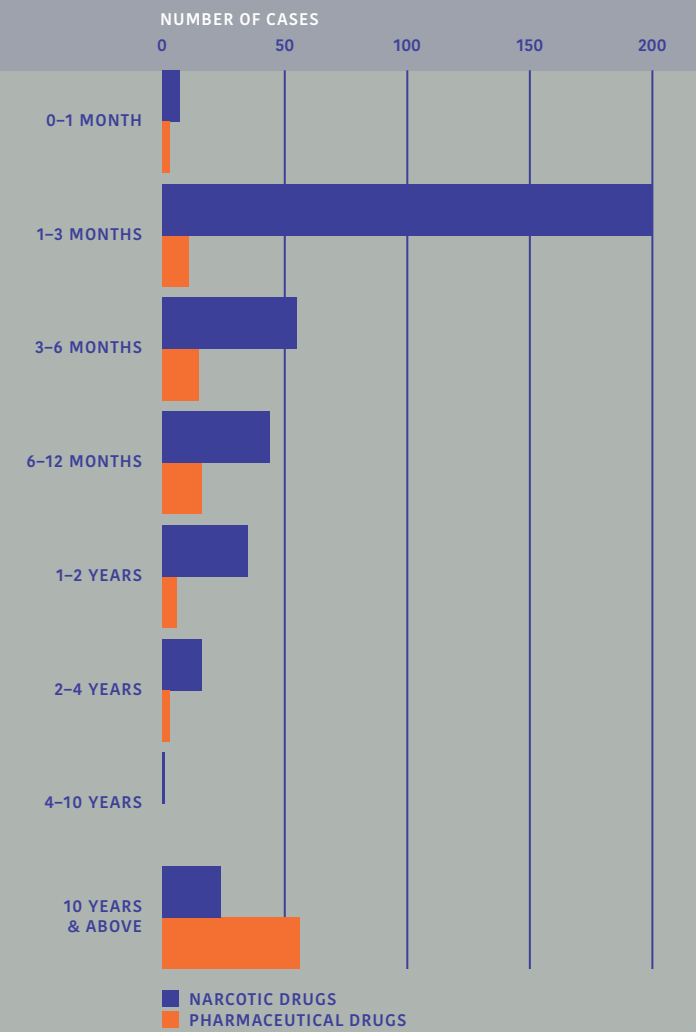


# Graph 2 Classification of Total Number of Cases

Intermediate quantity cases are 6.5 times that of commercial quantity cases.

# Graph 3 Sentencing Period for Narcotic and Pharmaceutical Drugs

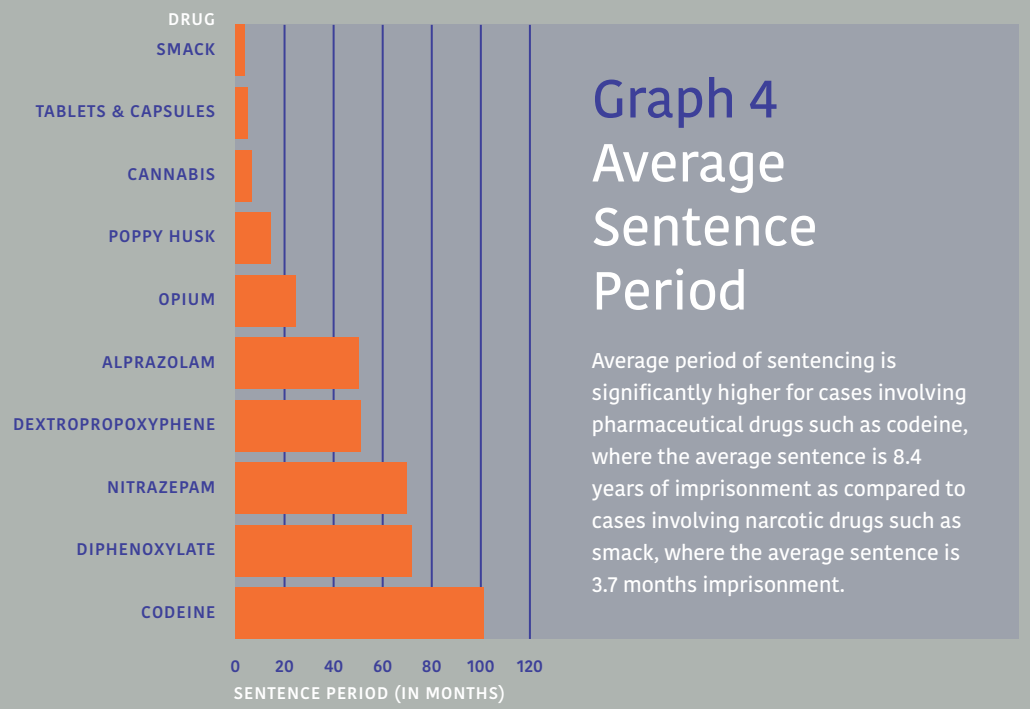
52.3% of all cases involving narcotic drugs have been sentenced to imprisonment ranging from 1-3 months, while 51% of all pharmaceutical drug cases have been sentenced to imprisonment of 10 years and above.



# Table 1 Drug-wise Division of Commercial & Intermediate Quantity Cases

While cases involving diphenoxylate find a greater presence in commercial quantity cases, out of 72 cases involving smack, not a single commercial quantity case was found in our data-set.

DRUG	TOTAL	COMMERCIAL QUANTITY	INTERMEDIATE QUANTITY
ALPRAZOLAM	40	15	25
CANNABIS	5	0	5
CODEINE	15	11	4
DEXTROPROPOXYPHENE	3	1	2
DIPHENOXYLATE	46	25	21
NITRAZEPAM	4	2	2
OPIUM	47	3	44
POPPY HUSK	270	17	253
SMACK	72	0	72
TABLETS & CAPSULES	1	0	1



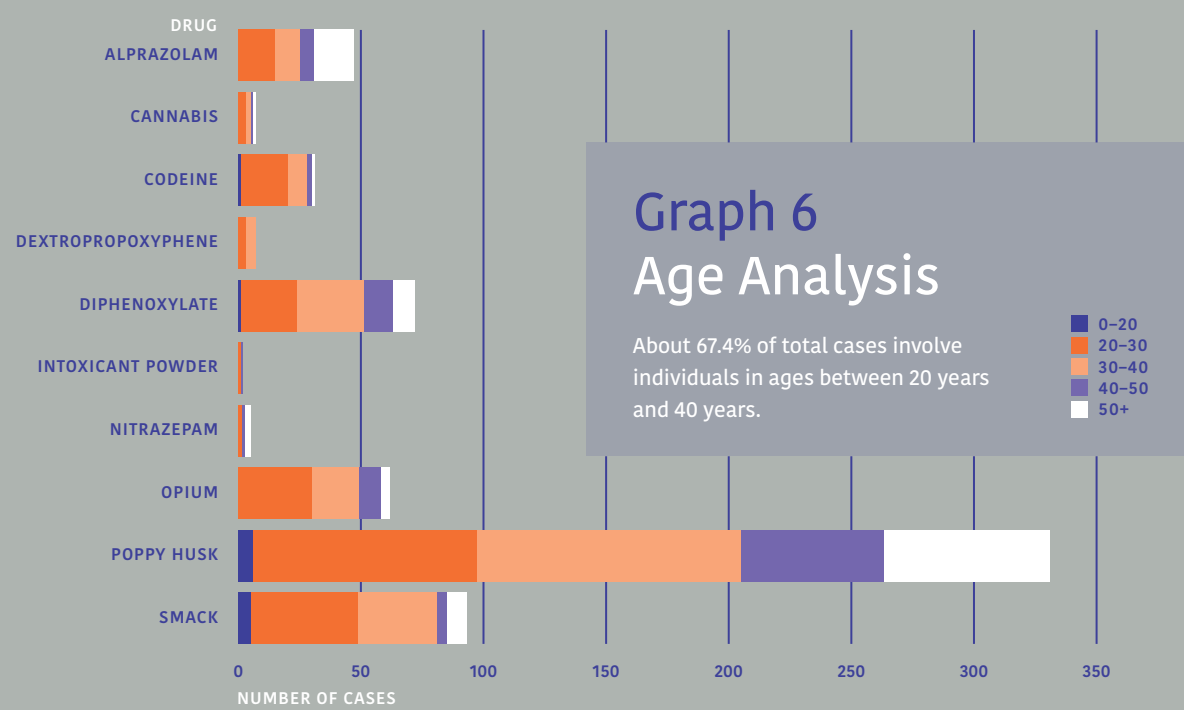
# Graph 4 Average Sentence Period

Average period of sentencing is significantly higher for cases involving pharmaceutical drugs such as codeine, where the average sentence is 8.4 years of imprisonment as compared to cases involving narcotic drugs such as smack, where the average sentence is 3.7 months imprisonment.

# Graph 6 Age Analysis

About 67.4% of total cases involve individuals in ages between 20 years and 40 years.

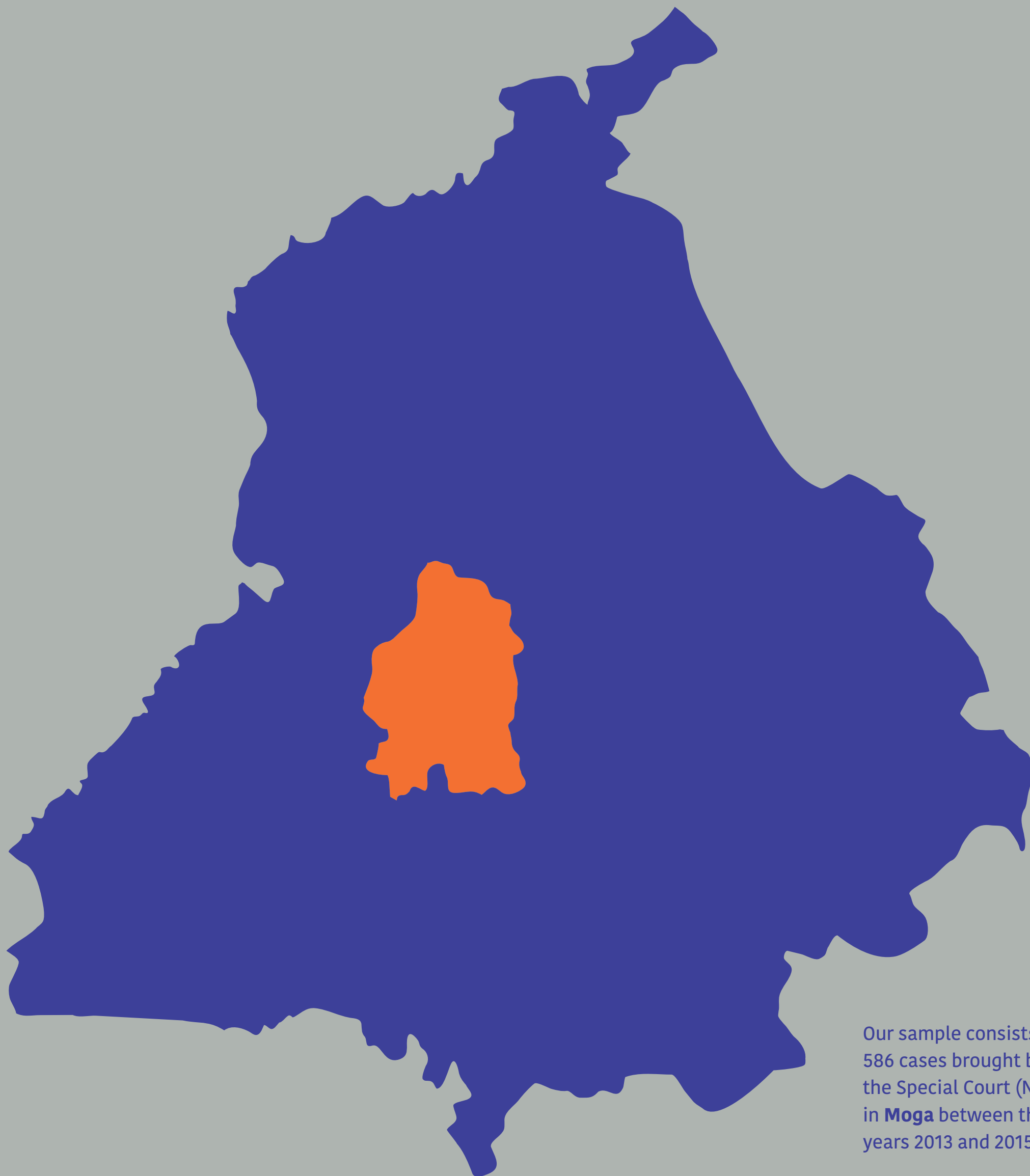
■ 0-20  
■ 20-30  
■ 30-40  
■ 40-50  
■ 50+



# Graph 5 Bail-Custody Ratio for Narcotic & Pharmaceutical Drugs

88% of all narcotic drug cases have been given bail in Mansa. However, 43% of all cases involving pharmaceutical drugs have been denied bail.



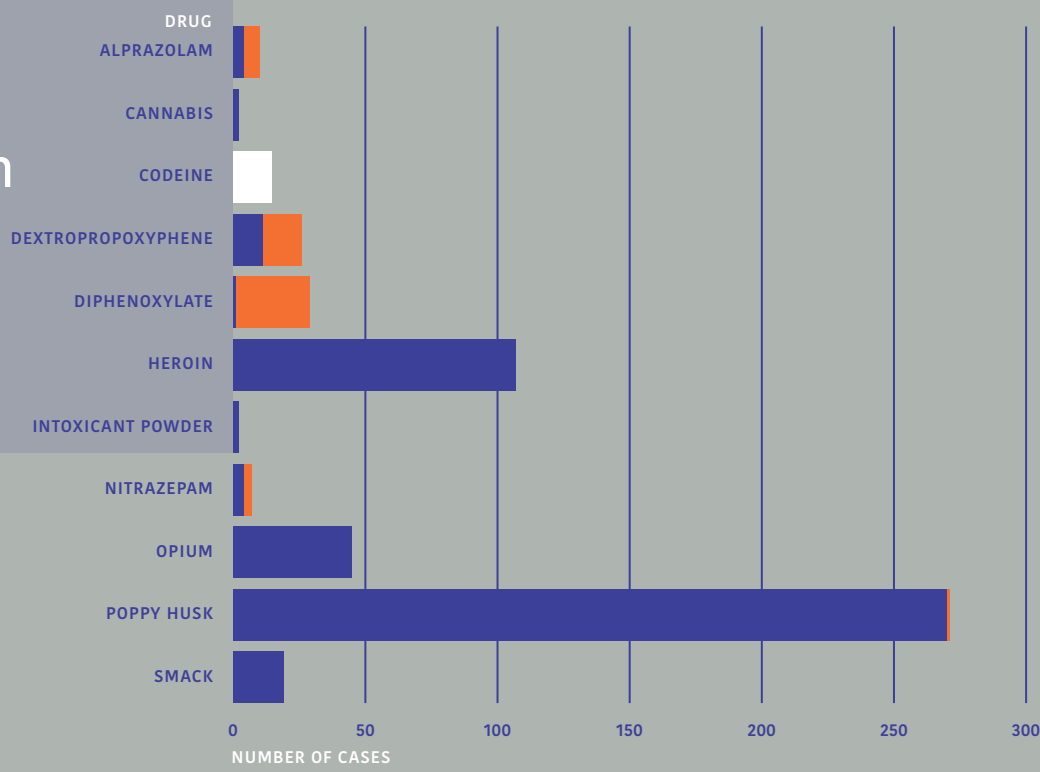


Our sample consists of 586 cases brought before the Special Court (NDPS) in **Moga** between the years 2013 and 2015.

# Graph 1 Drug-wise Classification

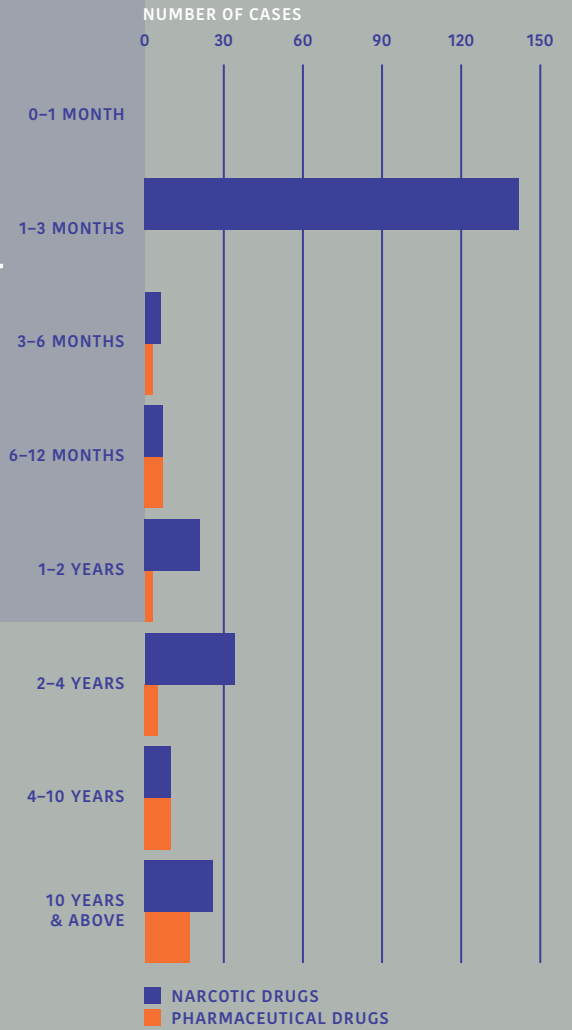
The drug-wise pattern of cases, as retrieved from this dataset, has been demonstrated in this graph.

■ GRAMS  
■ ML  
■ TABLETS



# Graph 3 Sentencing Period for Narcotic and Pharmaceutical Drugs

57.5% of all cases involving narcotic drugs have been sentenced to imprisonment ranging between 1-3 months, while 47% of all pharmaceutical drugs have been sentenced to imprisonment for 10 years and above.



INTERMEDIATE QUANTITY

COMMERCIAL QUANTITY

NUMBER OF CASES

# Graph 2 Classification of Total Number of Cases

An overwhelmingly large number of drug-related offences fall under the intermediate quantity category. In fact, intermediate quantity cases are about 9.5 times that of commercial quantity cases in Moga.

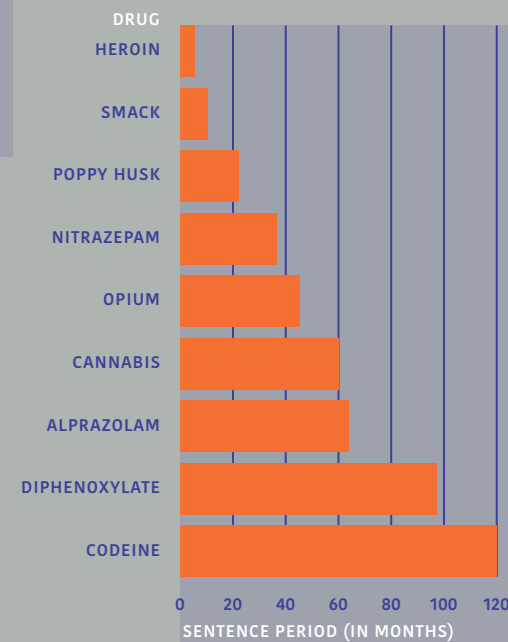
# Table 1 Drug-wise Division of Commercial & Intermediate Quantity Cases

Most drug related offences fall under the intermediate quantity category. So much so that intermediate quantity cases involving heroin are 47 times that of commercial quantity cases. On the other hand, offences involving codeine and diphenoxylate, have a higher presence under commercial quantity.

DRUG	TOTAL	COMMERCIAL QUANTITY	INTERMEDIATE QUANTITY
ALPRAZOLAM	7	2	5
CANNABIS	1	0	1
CODEINE	4	3	1
DEXTROPROPOXYPHENE	11	2	9
DIPHENOXYLATE	15	9	6
HEROIN	96	2	94
INTOXICANT POWDER	2	2	0
NITRAZEPAM	7	1	6
OPIUM	22	2	20
POPPY HUSK	189	13	176
SMACK	18	0	18

# Graph 4 Average Sentence Period

Average period of sentencing ranges from 5.3 months for heroin to a significantly higher sentence of about 8 years for diphenoxylate and 10 years for codeine.



# Graph 5 Bail-Custody Ratio for Narcotic & Pharmaceutical Drugs

90% of all cases involving narcotic drugs and 78% of all cases involving pharmaceutical drugs have been given bail in Moga.

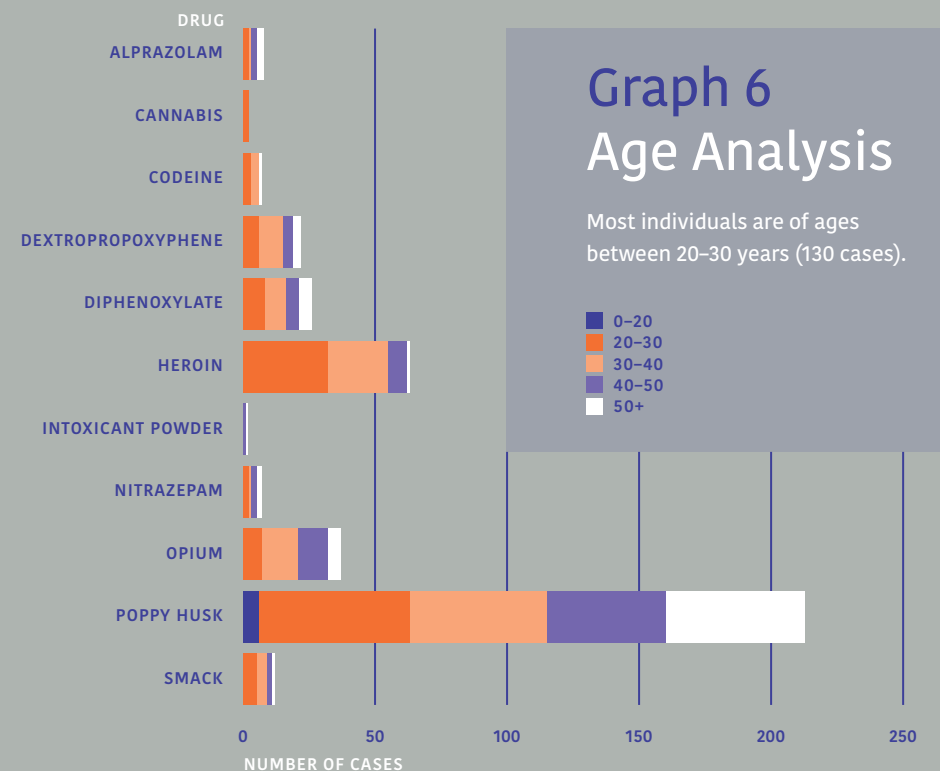
■ CUSTODY  
■ BAIL

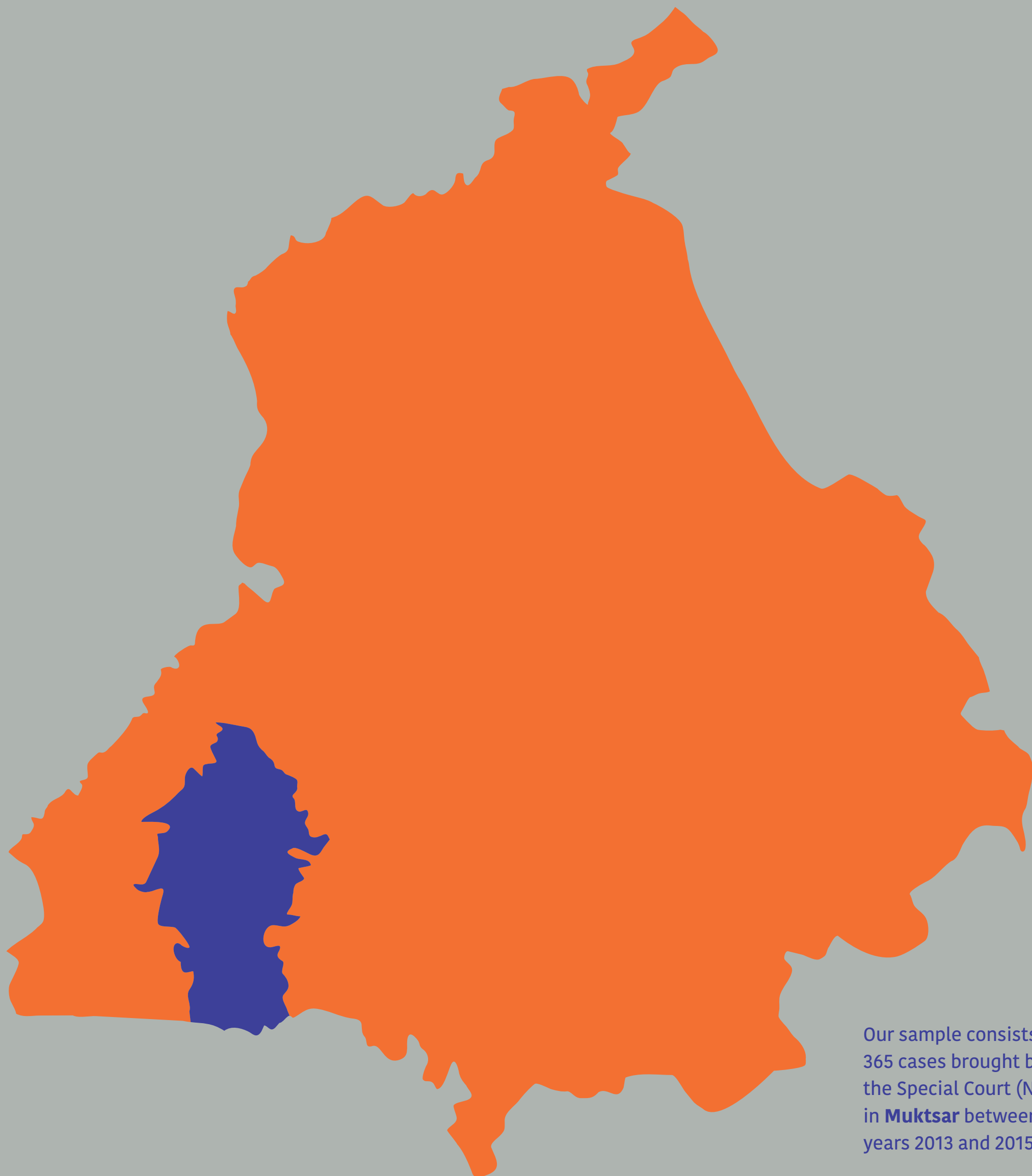


# Graph 6 Age Analysis

Most individuals are of ages between 20-30 years (130 cases).

■ 0-20  
■ 20-30  
■ 30-40  
■ 40-50  
■ 50+





Our sample consists of 365 cases brought before the Special Court (NDPS) in **Muktsar** between the years 2013 and 2015.

MUKTSAR

MUKTSAR

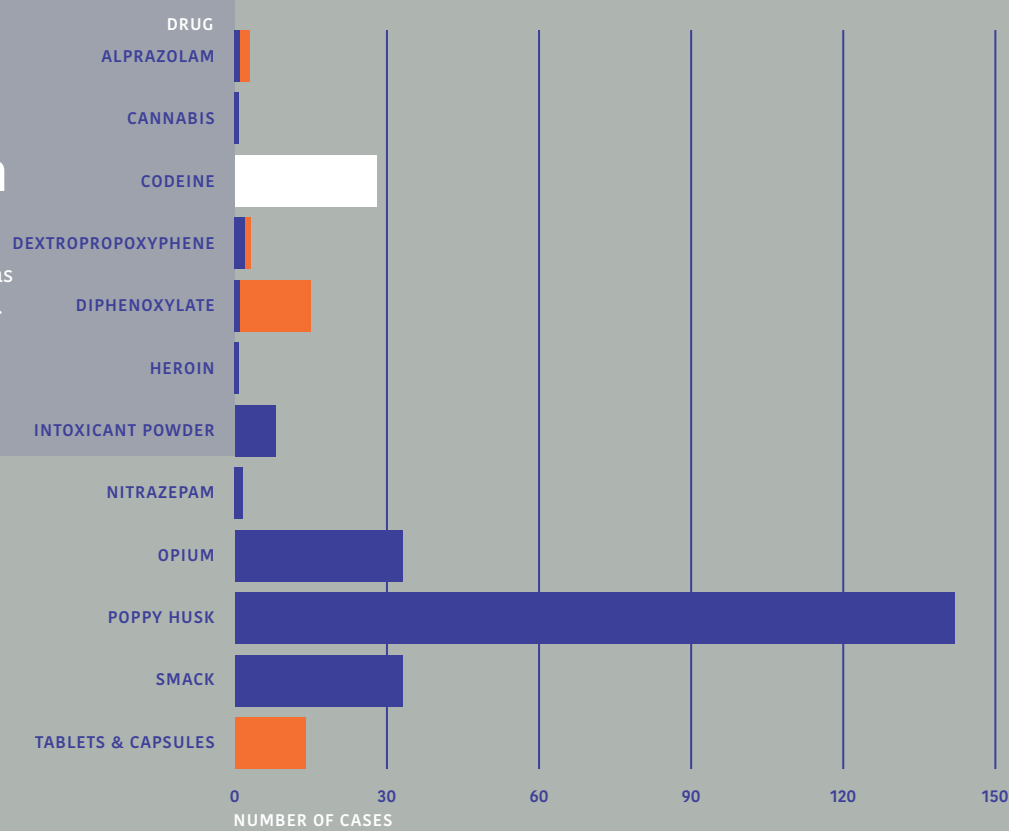
MUKTSAR

MUKTSAR

# Graph 1 Drug-wise Classification

The drug-wise pattern of cases, as retrieved from this dataset, has been demonstrated in this graph.

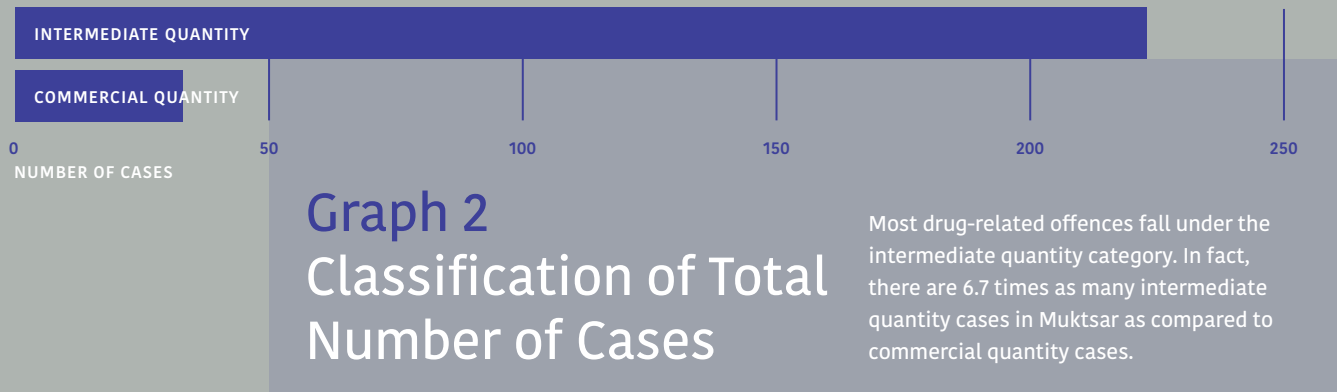
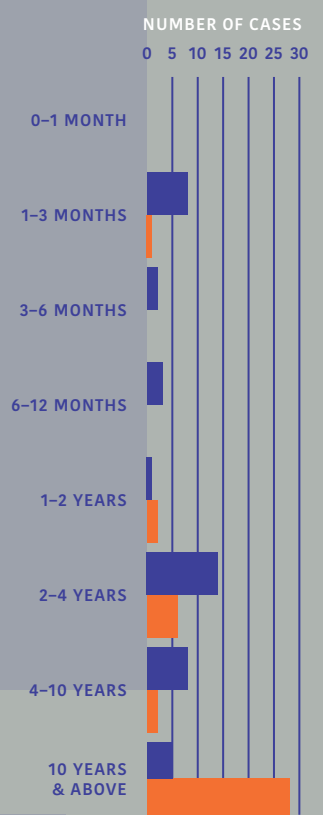
■ GRAMS  
■ ML  
■ TABLETS



# Graph 3 Sentencing Period for Narcotic and Pharmaceutical Drugs

Offences involving narcotic drugs have largely been sentenced to 2-4 years. At the same time, 71% of all cases involving pharmaceutical drugs have been sentenced to 10 years and above.

■ NARCOTIC DRUGS  
■ PHARMACEUTICAL DRUGS



# Graph 2 Classification of Total Number of Cases

Most drug-related offences fall under the intermediate quantity category. In fact, there are 6.7 times as many intermediate quantity cases in Muktsar as compared to commercial quantity cases.

# Table 1 Drug-wise Division of Commercial and Intermediate Quantity Cases

DRUG	COMMERCIAL QUANTITY		INTERMEDIATE QUANTITY	
	TOTAL	COMMERCIAL QUANTITY	TOTAL	INTERMEDIATE QUANTITY
ALPRAZOLAM	2	1	1	1
CANNABIS	1	0	1	1
CODEINE	18	8	10	10
DEXTROPROPOXYPHENE	2	0	2	2
DIPHENOXYLATE	9	8	1	1
HEROIN	1	0	1	1
INTOXICANT POWDER	6	4	2	2
NITRAZEPAM	2	0	2	2
OPIUM	15	1	14	14
POPPY HUSK	102	4	98	98
SMACK	19	0	19	19
TABLETS & CAPSULES	10 <sup>1</sup>	3	3	3

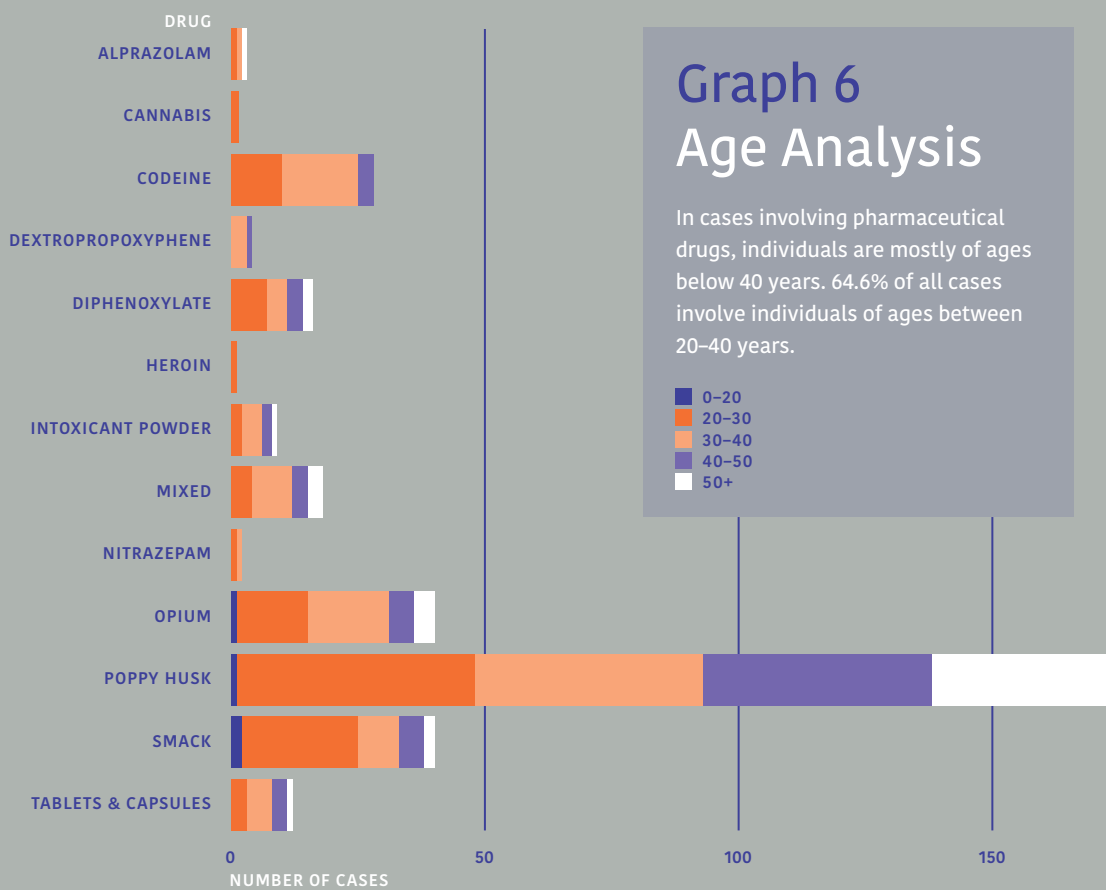
While most cases fall under intermediate quantity, cases involving diphenoxylate have a larger presence in the commercial quantity category than in the category of intermediate quantity.

1. Information is not available for the remaining number of cases.

# Graph 6 Age Analysis

In cases involving pharmaceutical drugs, individuals are mostly of ages below 40 years. 64.6% of all cases involve individuals of ages between 20-40 years.

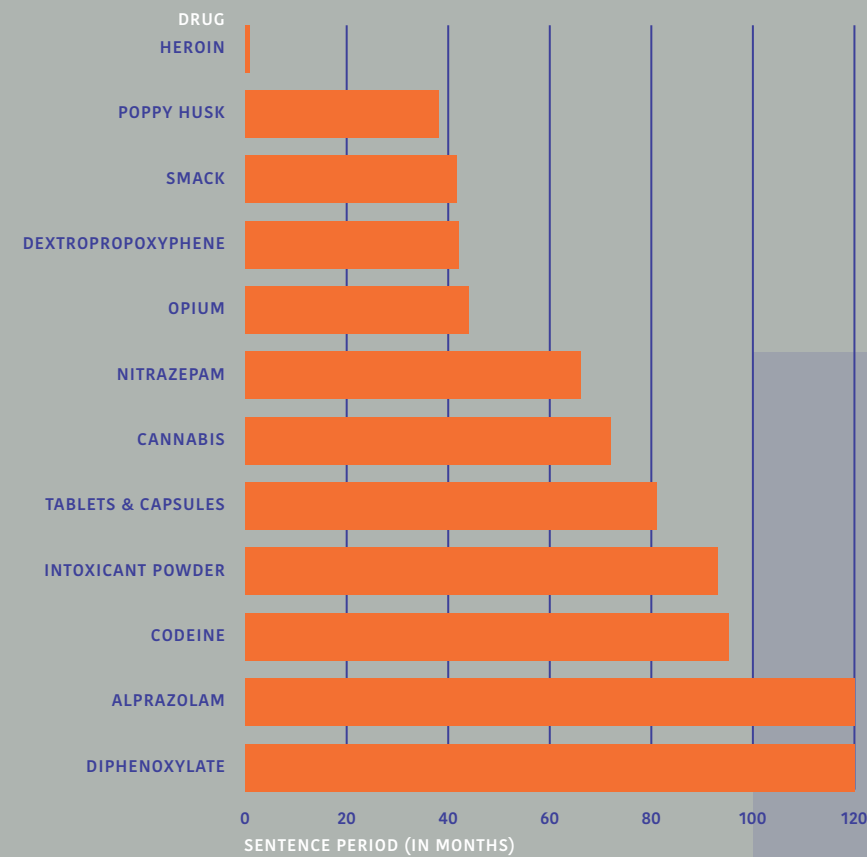
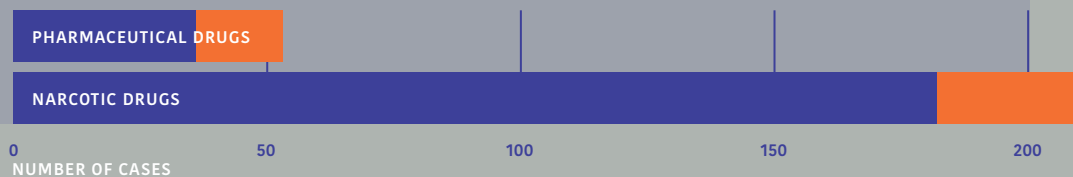
■ 0-20  
■ 20-30  
■ 30-40  
■ 40-50  
■ 50+



# Graph 5 Bail-Custody Ratio for Narcotic & Pharmaceutical Drugs

The graph demonstrates that 87% of all cases involving narcotic drugs have been given bail in Muktsar. On the contrary 32% of all pharmaceutical drugs have been denied bail.

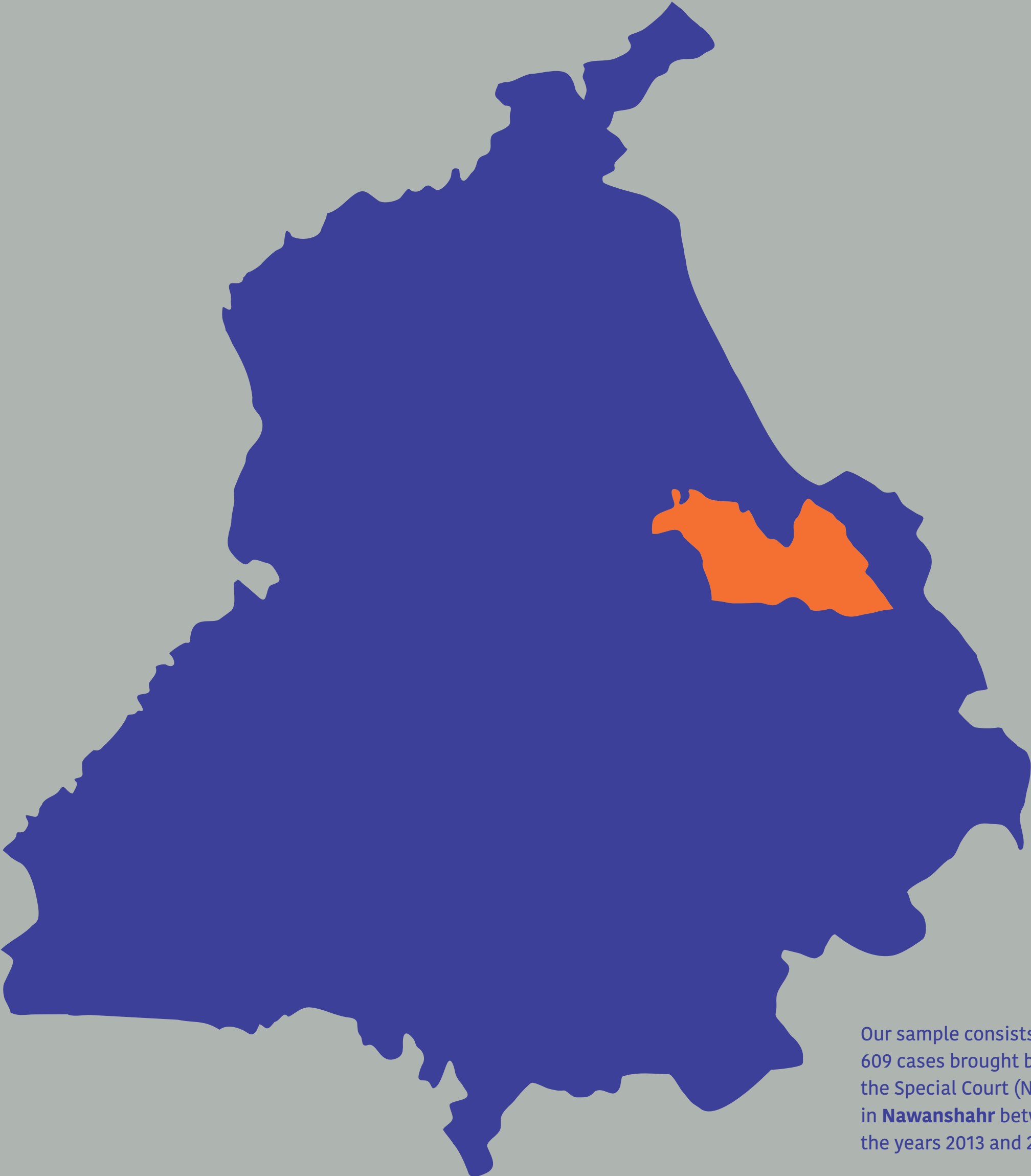
■ CUSTODY  
■ BAIL



# Graph 4 Average Sentence Period

Average period of sentencing is higher in cases involving pharmaceutical drugs as compared to narcotic drug cases. Sentences are particularly high for cases involving diphenoxylate and alprazolam, where the average sentence is imprisonment for 10 years.





NAWANSHAHR

NAWANSHAHR

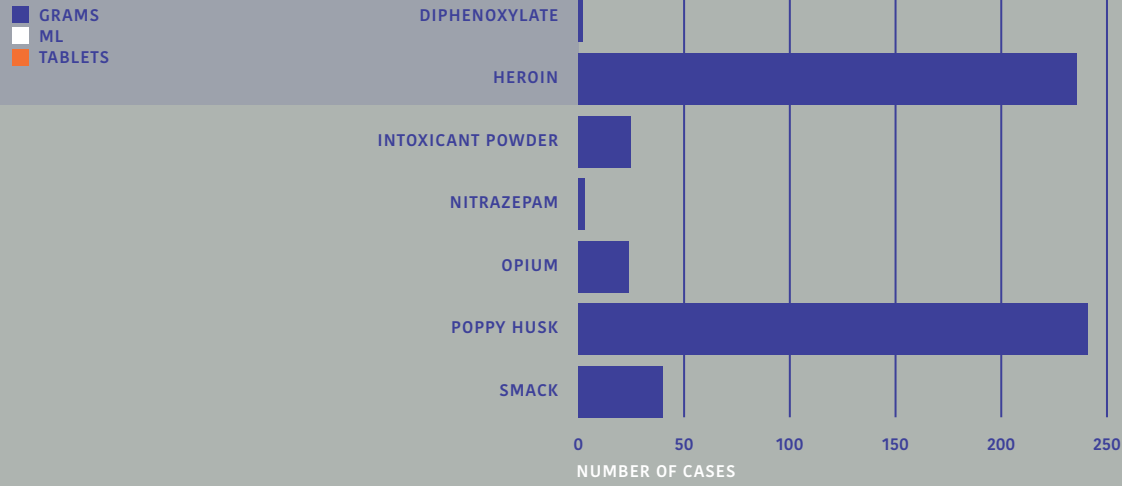
Our sample consists of 609 cases brought before the Special Court (NDPS) in **Nawanshahr** between the years 2013 and 2015.

NAWANSHAHR

NAWANSHAHR

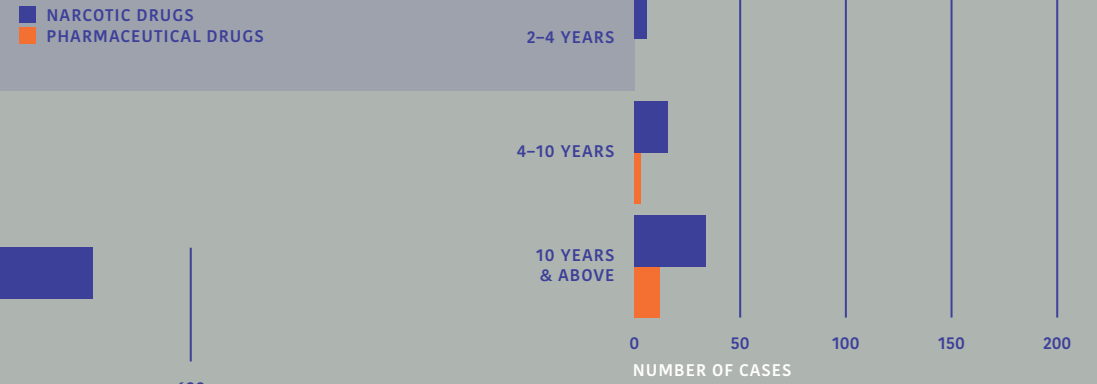
## Graph 1 Drug-wise Classification

The drug-wise pattern of cases, as retrieved from this dataset, has been demonstrated in this graph.



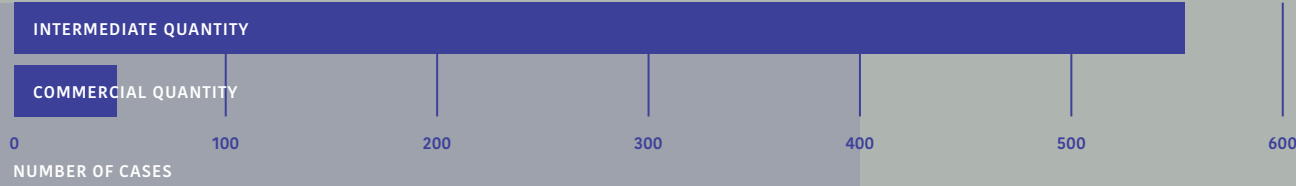
## Graph 3 Sentencing Period for Narcotic and Pharmaceutical Drugs

63.5% of all cases involving narcotic drugs have been sentenced to imprisonment ranging from 1-3 months, while 38.7% of all offences involving pharmaceutical drugs have been sentenced to imprisonment of 10 years and above.



## Graph 2 Classification of Total Number of Cases

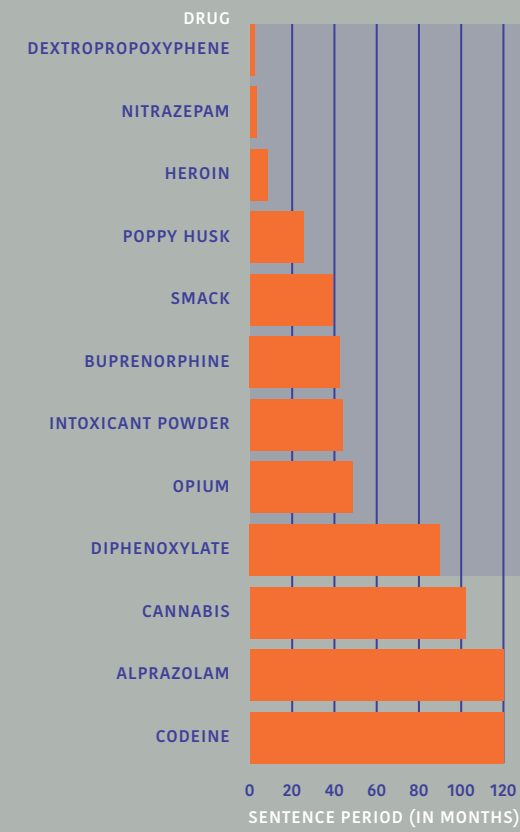
An overwhelmingly large number of drug-related offences fall under the intermediate quantity category. In fact, intermediate quantity cases are 11.5 times of commercial quantity cases.



## Table 1 Drug-wise Division of Commercial & Intermediate Quantity Cases

Drugs recovered in commercial quantity form a negligible percentage of the total number of cases in Nawanshahr. In fact, intermediate quantity cases involving heroin are 43 times the number of commercial quantity cases.

DRUG	TOTAL	COMMERCIAL QUANTITY	INTERMEDIATE QUANTITY
ALPRAZOLAM	2	0	2
BUPRENORPHINE	3	1	2
CANNABIS	2	1	1
CODEINE	4	4	0
DEXTROPROPOXYPHENE	3	0	3
DIPHENOXYLATE	2	1	1
HEROIN	215	5	210
INTOXICANT POWDER	21	7	14
NITRAZEPAM	2	0	2
OPIUM	17	2	15
POPPY HUSK	203	12	191
SMACK	33	5	28

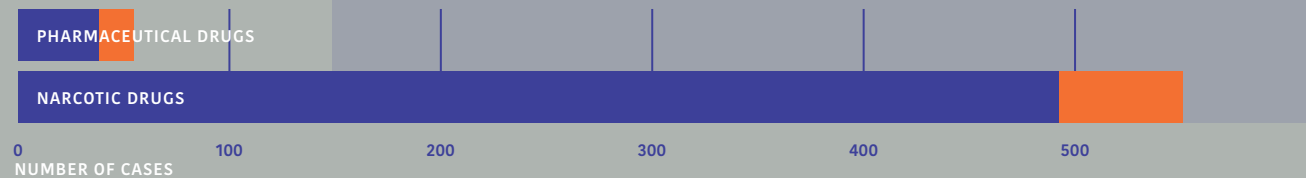


## Graph 4 Average Sentence Period

Average period of sentencing is particularly high for cases involving alprazolam and codeine, where the average sentence is 10 years.

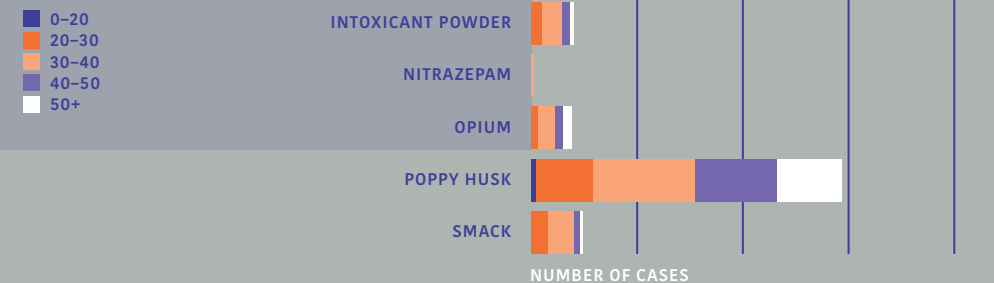
## Graph 5 Bail-Custody Ratio for Narcotic & Pharmaceutical Drugs

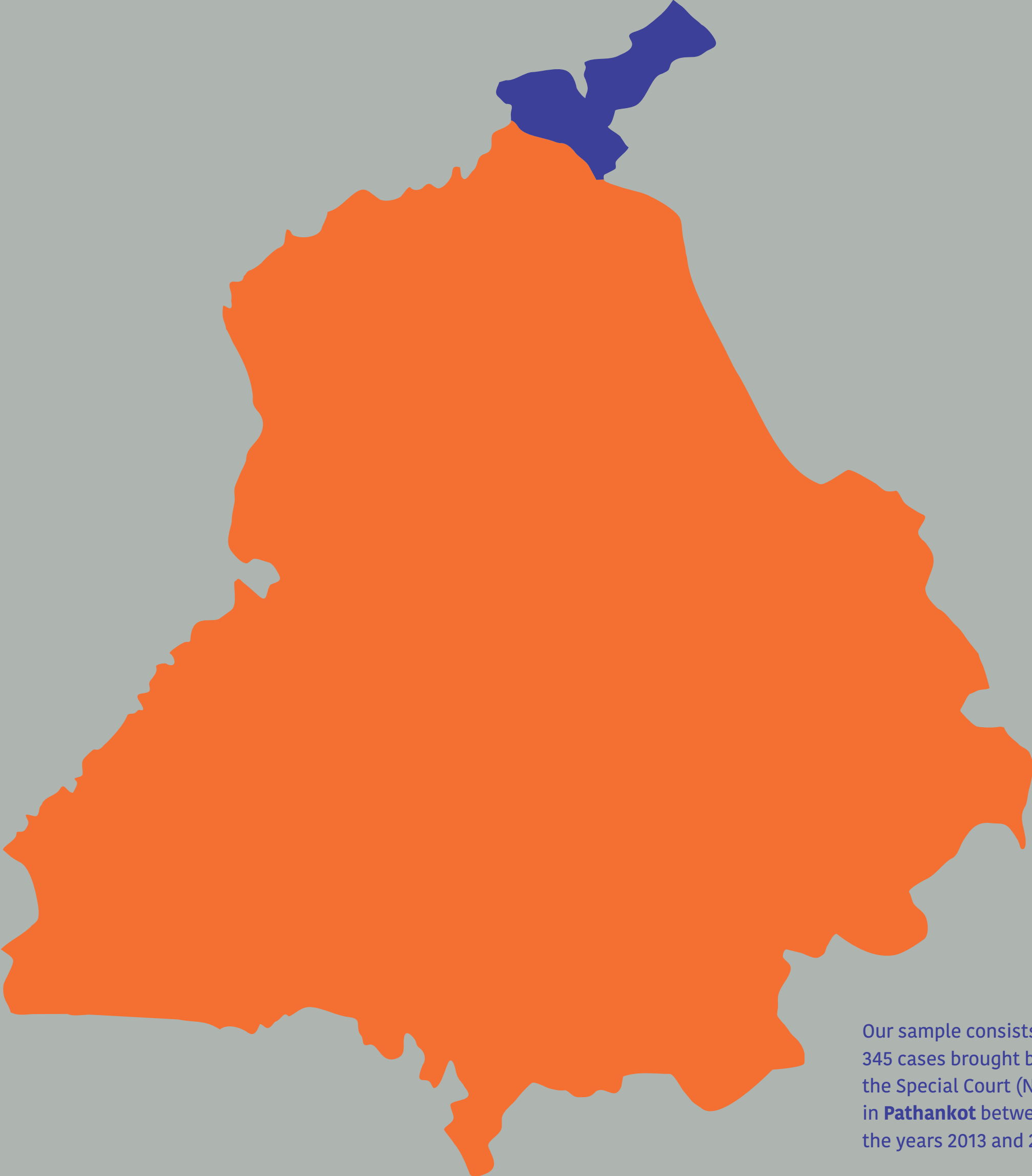
89% of all cases involving narcotic drugs have been given bail. Most cases involving pharmaceutical drugs have been also given bail.



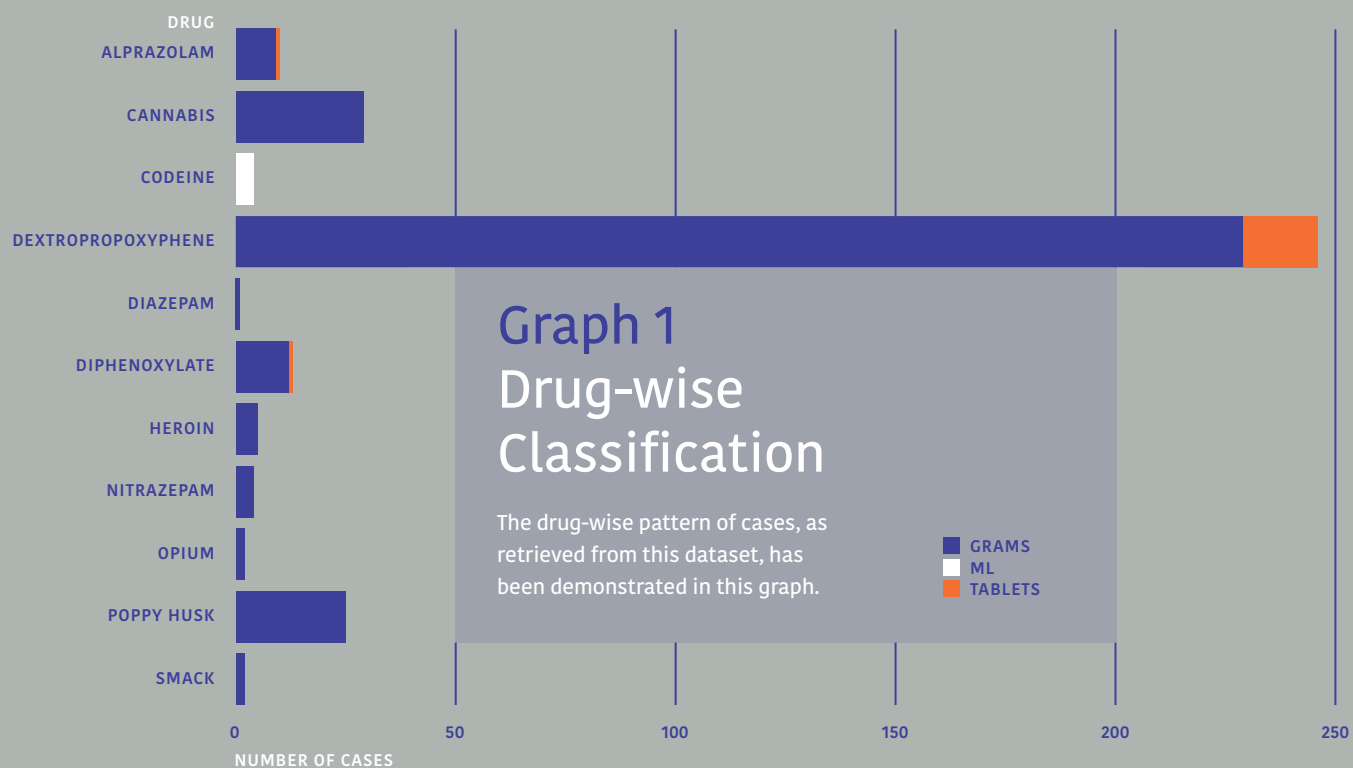
## Graph 6 Age Analysis

Most cases involve individuals between the ages of 30-40 years.



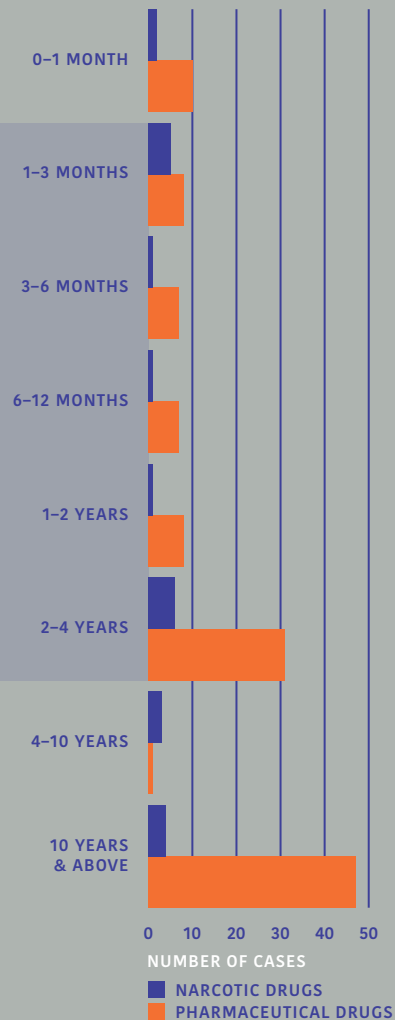


Our sample consists of 345 cases brought before the Special Court (NDPS) in **Pathankot** between the years 2013 and 2015.



### Graph 3 Sentencing Period for Narcotic and Pharmaceutical Drugs

39.5% of all offences involving pharmaceutical drugs have been sentenced to imprisonment for 10 years and above.



### Graph 2 Classification of Total Number of Cases

Cases under the intermediate quantity category are 4.3 times more than cases involving a commercial quantity.



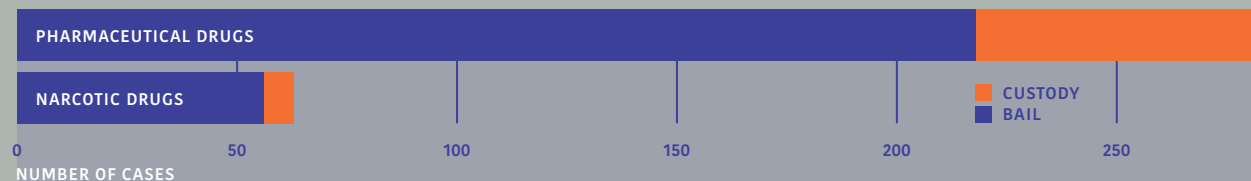
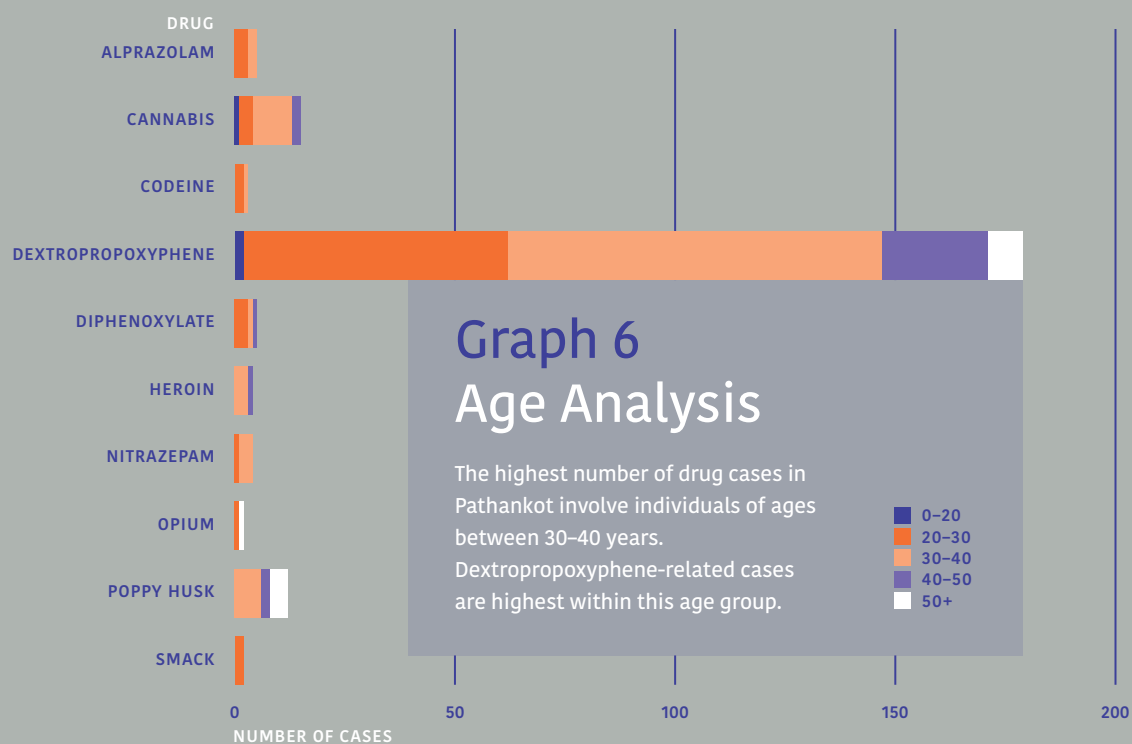
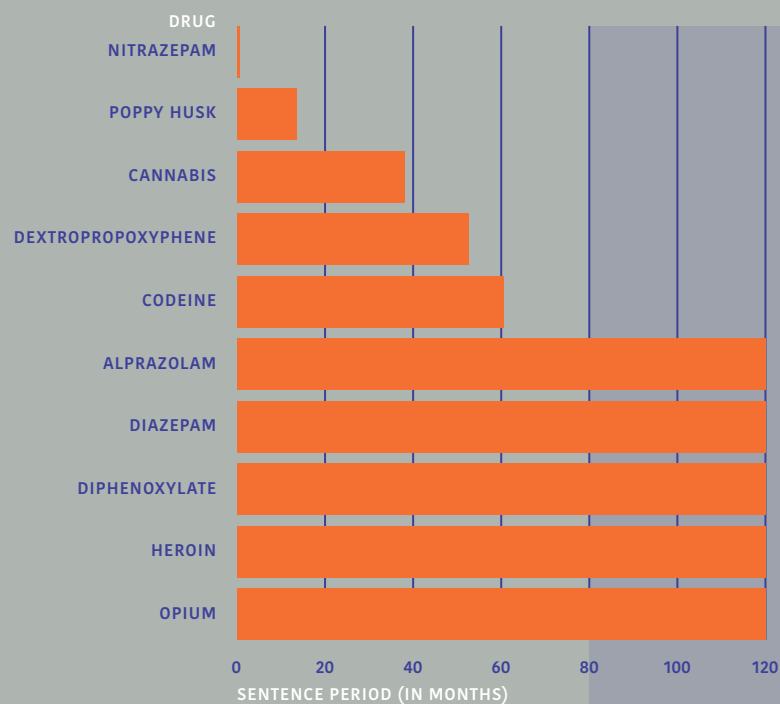
DRUG	TOTAL	COMMERCIAL QUANTITY	INTERMEDIATE QUANTITY
ALPRAZOLAM	4	4	0
CANNABIS	26	4	22
CODEINE	3	1	2
DEXTROPROPOXYPHENE	220	26	194
DIPHENOXYLATE	10	10	0
HEROIN	3	1	2
NITRAZEPAM	4	0	4
OPIUM	2	1	1
POPPY HUSK	20	0	20
SMACK	2	0	2

### Table 1 Drug-wise Division of Commercial & Intermediate Quantity Cases

While most cases fall under intermediate quantity, cases involving alprazolam and diphenoxylate are present only in the commercial quantity category.

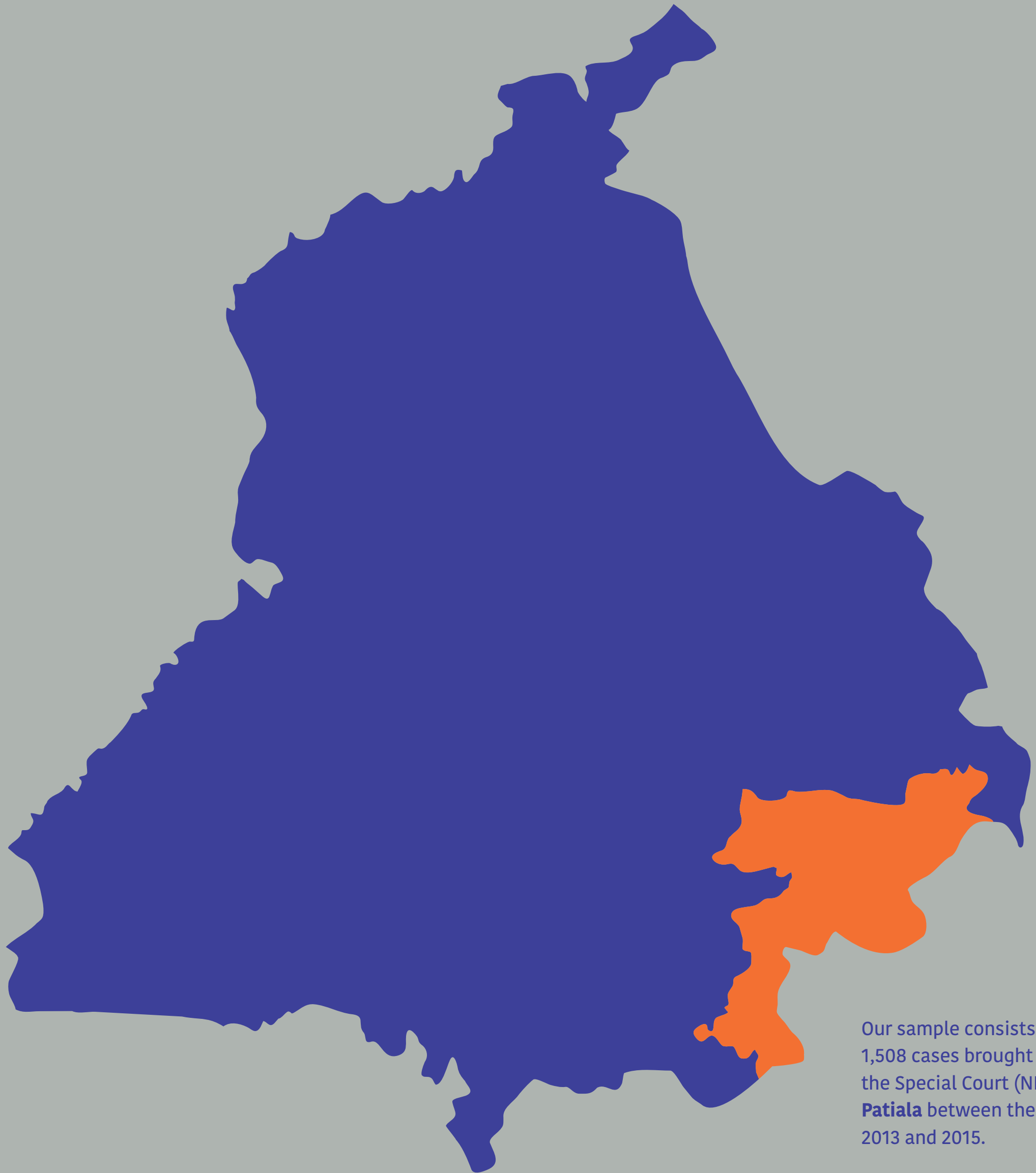
### Graph 4 Average Sentence Period

Average sentences for most drugs in Pathankot are particularly high. Offences involving narcotic drugs such as opium and heroin, as well as offences involving pharmaceutical drugs such as diphenoxylate, diazepam and alprazolam have been sentenced to imprisonment for an average of 10 years.



### Graph 5 Bail-Custody Ratio for Narcotic & Pharmaceutical Drugs

89% of all offences involving narcotic drugs and 79% of all offences involving pharmaceutical drugs have been given bail.



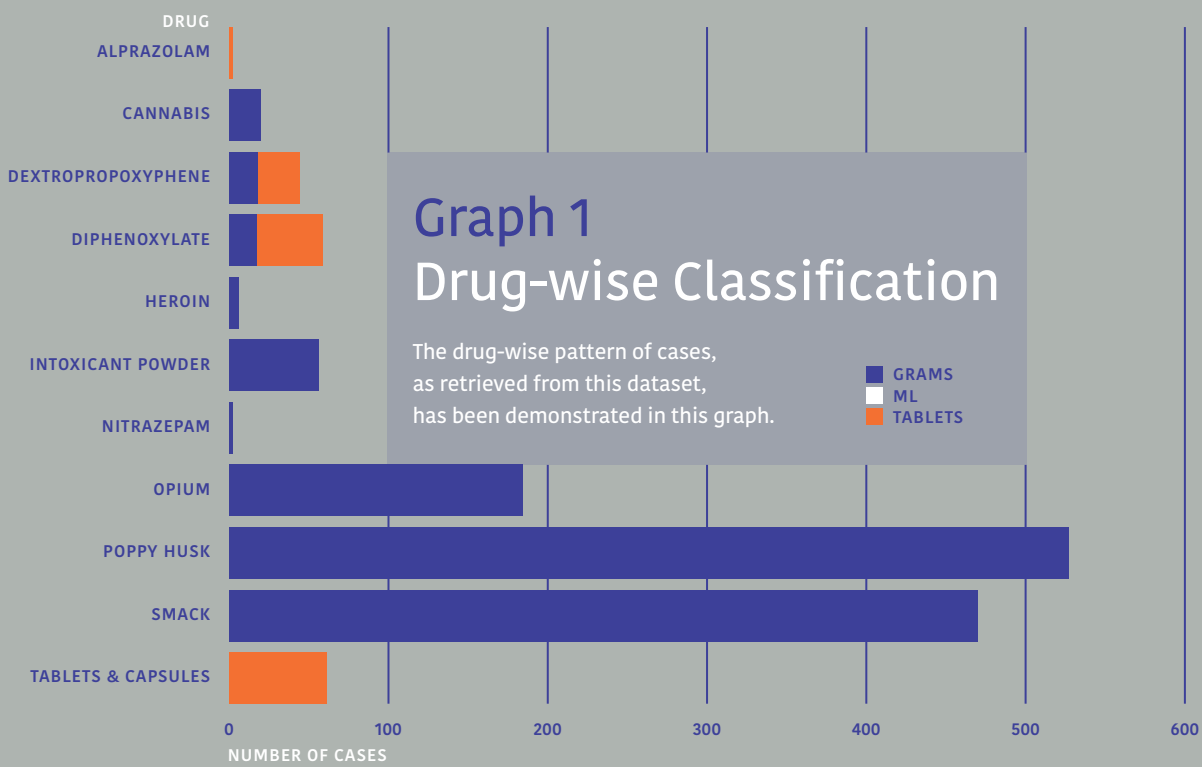
Our sample consists of 1,508 cases brought before the Special Court (NDPS) in **Patiala** between the years 2013 and 2015.

PATIALA

PATIALA

PATIALA

PATIALA



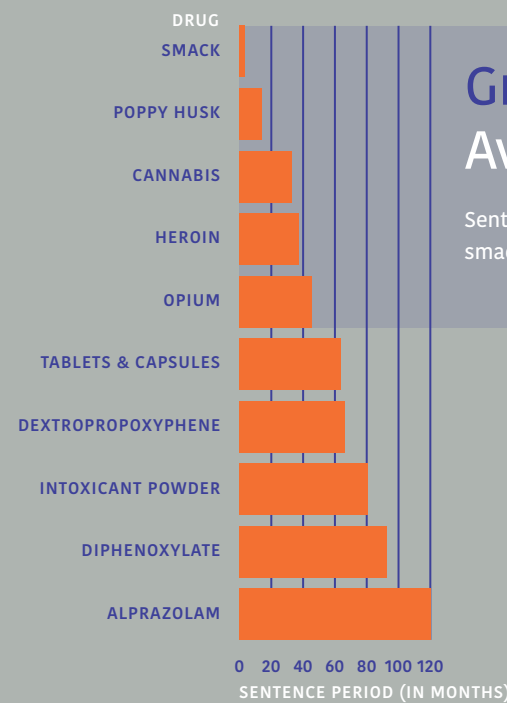
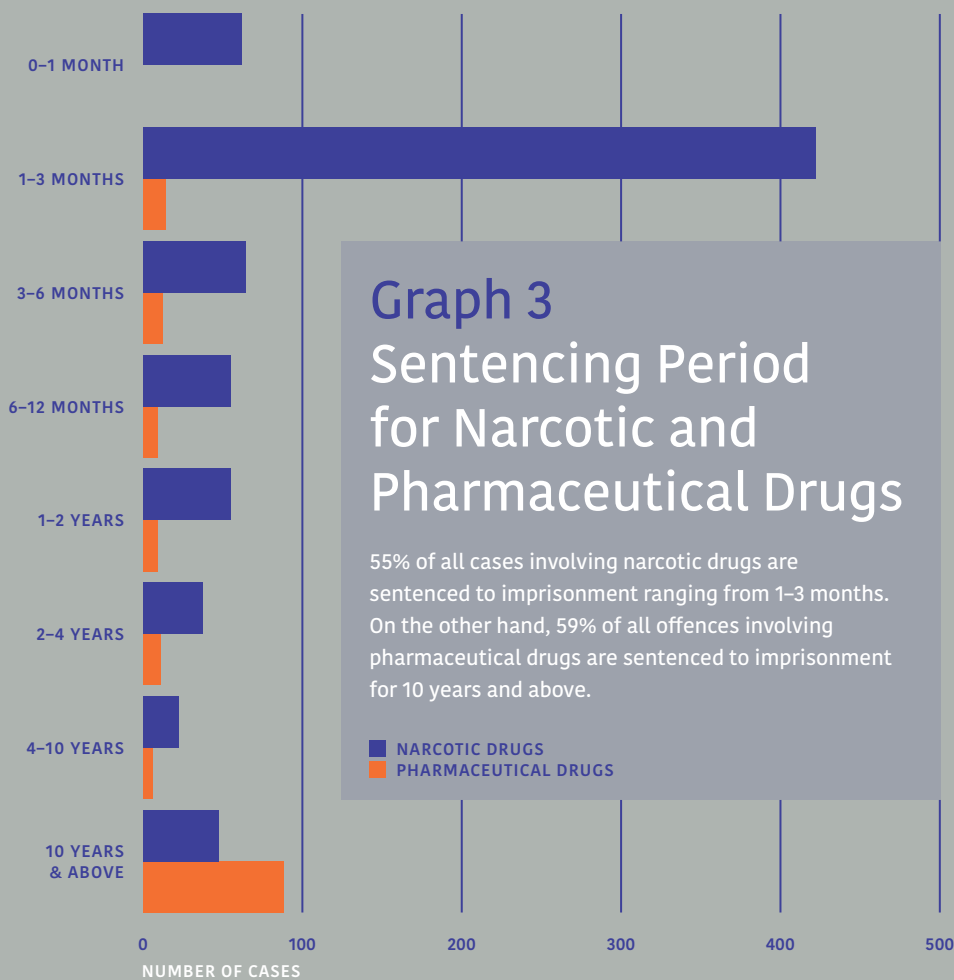

## Table 1 Drug-wise Division of Commercial & Intermediate Quantity Cases

The table shows that while most cases fall under intermediate quantity, offences involving alprazolam and diphenoxylate have a greater presence in the commercial quantity category.

DRUG	TOTAL	COMMERCIAL QUANTITY	INTERMEDIATE QUANTITY
ALPRAZOLAM	3	3	0
CANNABIS	19	3	16
DEXTROPROPOXYPHENE	38	13	25
DIPHENOXYLATE	55	32	23
HEROIN	4	1	3
INTOXICANT POWDER	48	35	13
OPIUM	169	28	141
POPPY HUSK	495	40	455
SMACK	446	4	442
TABLETS & CAPSULES	59	18	22

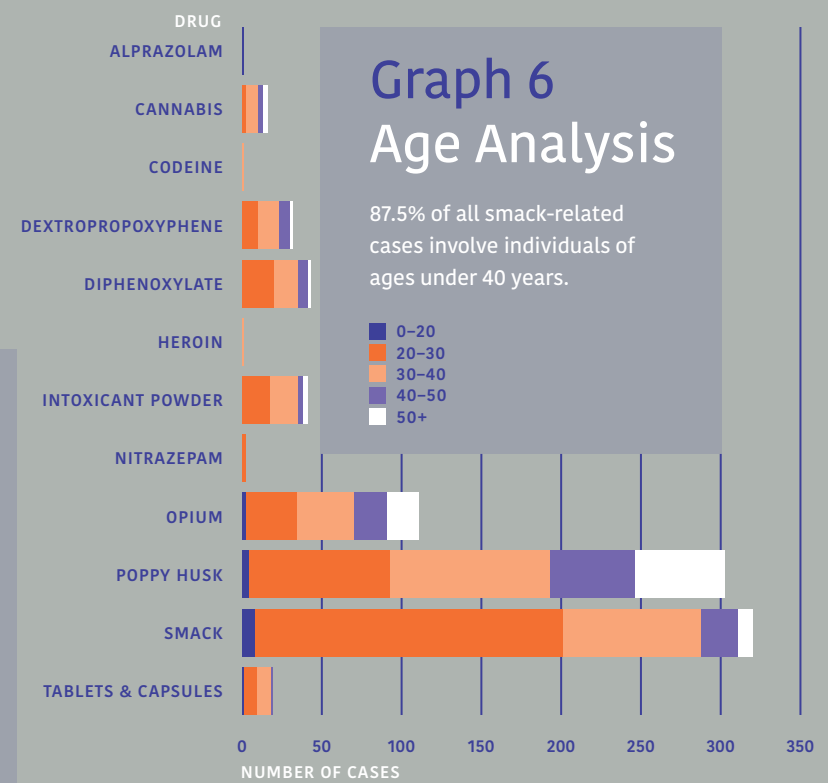
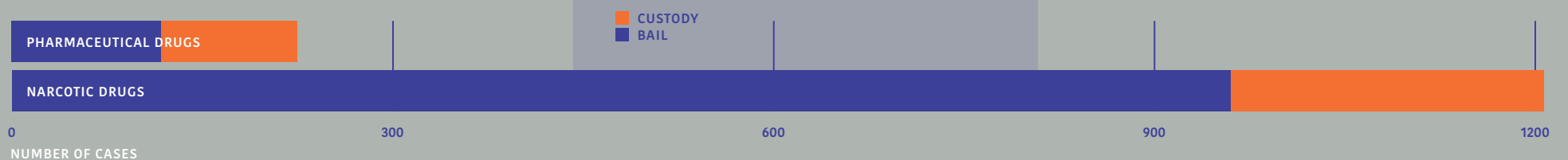
## Graph 2 Classification of Total Number of Cases

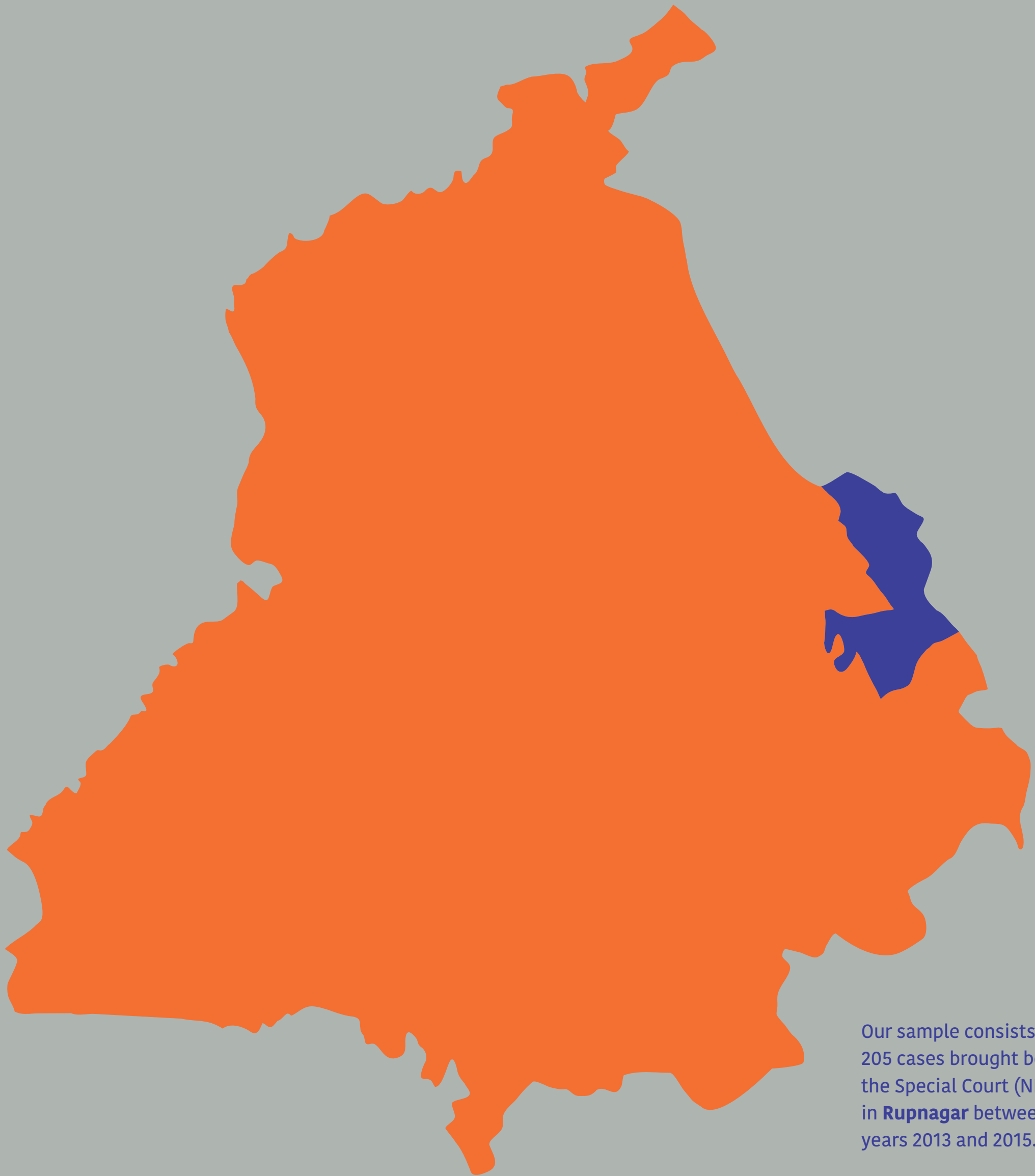
Offences falling under the intermediate quantity category are 6.5 times those involving a commercial quantity.



## Graph 5 Bail-Custody Ratio for Narcotic & Pharmaceutical Drugs

80% of all cases involving narcotic drugs have been given bail, although 47.5% of all cases involving pharmaceutical drugs have been denied bail.





Our sample consists of 205 cases brought before the Special Court (NDPS) in **Rupnagar** between the years 2013 and 2015.

RUPNAGAR

RUPNAGAR

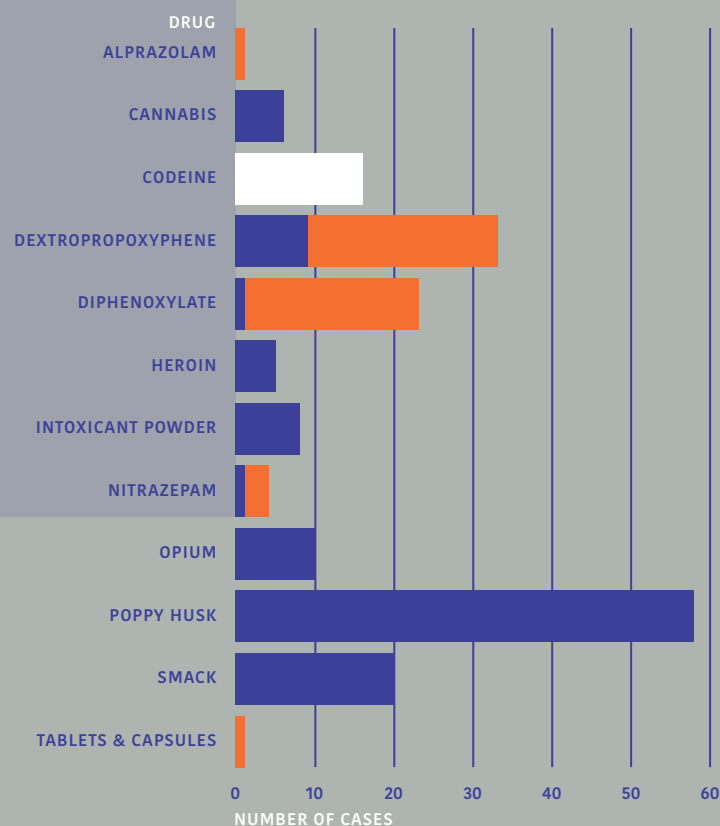
RUPNAGAR

RUPNAGAR

# Graph 1 Drug-wise Classification

The drug-wise pattern of cases, as retrieved from this dataset, has been demonstrated in this graph.

■ GRAMS  
■ ML  
■ TABLETS



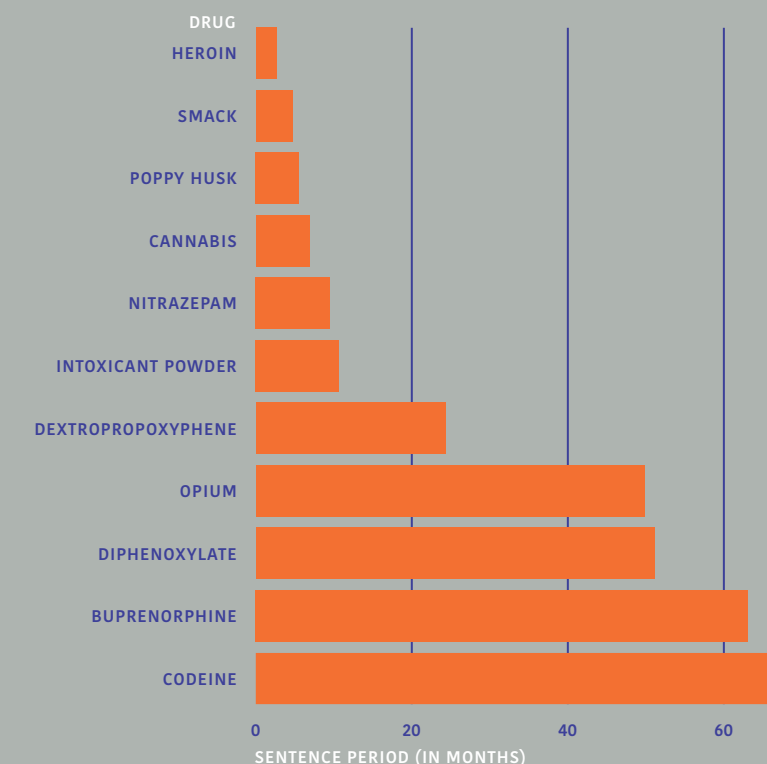
# Table 1 Drug-wise Division of Commercial & Intermediate Quantity Cases

The table shows that while most cases fall under intermediate quantity, offences involving codeine have a greater presence in the commercial quantity category.

DRUG	TOTAL	COMMERCIAL QUANTITY	INTERMEDIATE QUANTITY
CANNABIS	4	2	2
CODEINE	14	10	4
DEXTROPROPOXYPHENE	32	4	28
DIPHENOXYLATE	22	5	17
HEROIN	5	0	5
INTOXICANT POWDER	3	1	2
NITRAZEPAM	4	0	4
OPIUM	9	2	7
POPPY HUSK	56	0	56
SMACK	19	0	19

# Graph 2 Classification of Total Number of Cases

Offences falling under the intermediate quantity category are 8.5 times that of commercial quantity.

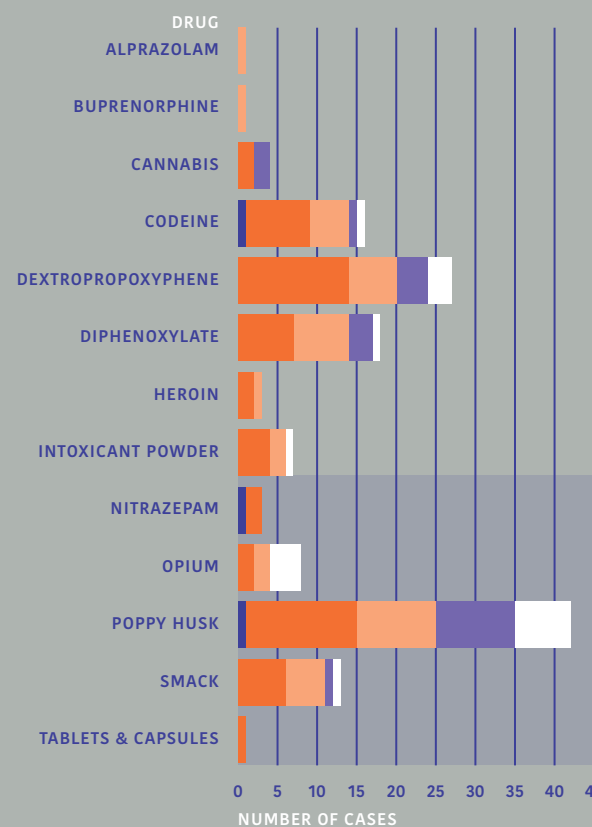
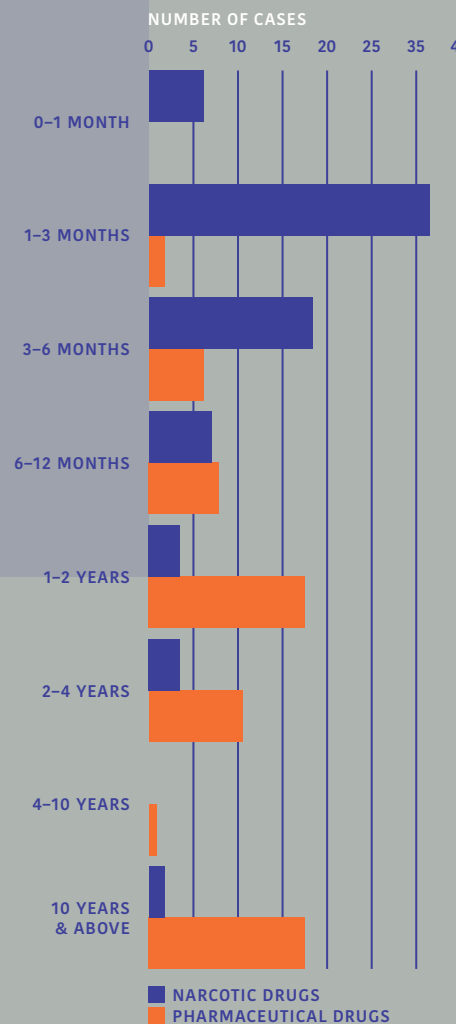


# Graph 4 Average Sentence Period

Average period of sentencing ranges from 2.4 months of imprisonment for offences involving narcotics drugs like heroin, to 8 years imprisonment for cases involving pharmaceutical drugs such as codeine.

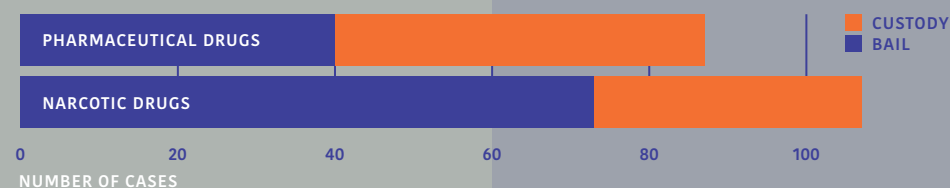
# Graph 3 Sentencing Period for Narcotic and Pharmaceutical Drugs

44% of all offences involving narcotic drugs have been sentenced to imprisonment ranging from 1-3 months. Concurrently, 28% of all cases involving pharmaceutical drugs have been sentenced to imprisonment ranging from 1-2 years as well as 10 years and above.



# Graph 6 Age Analysis

71.05% of total drug cases involve individuals of ages between 20-40 years.



# Graph 5 Bail-Custody Ratio for Narcotic & Pharmaceutical Drugs

69% of all cases involving narcotic drugs have been given bail. Approximately 55.7% of all cases involving pharmaceutical drugs have been denied bail.





**Vidhi**

Centre for Legal Policy

BETTER LAWS. BETTER GOVERNANCE

[vidhilegalpolicy.in](http://vidhilegalpolicy.in)

[vclp@vidhilegalpolicy.in](mailto:vclp@vidhilegalpolicy.in)

[facebook.com/vidhilegalpolicy](https://facebook.com/vidhilegalpolicy)

[twitter.com/@vidhi\\_india](https://twitter.com/@vidhi_india)